

Spelling Practice Book

Grade 3

 **Harcourt**
SCHOOL PUBLISHERS

www.harcourtschool.com

Copyright © by Harcourt, Inc.

All rights reserved. No part of this publication may be reproduced or transmitted in any form or by any means, electronic or mechanical, including photocopy, recording, or any information storage and retrieval system, without permission in writing from the publisher.

Permission is hereby granted to individuals using the corresponding student's textbook or kit as the major vehicle for regular classroom instruction to photocopy entire pages from this publication in classroom quantities for instructional use and not for resale. Requests for information on other matters regarding duplication of this work should be addressed to School Permissions and Copyrights, Harcourt, Inc., 6277 Sea Harbor Drive, Orlando, Florida 32887-6777. Fax: 407-345-2418.

HARCOURT and the Harcourt Logo are trademarks of Harcourt, Inc., registered in the United States of America and/or other jurisdictions.

Printed in the United States of America

ISBN 10 0-15-349898-6

ISBN 13 978-0-15-349898-5

1 2 3 4 5 6 7 8 9 10 073 12 11 10 09 08 07 06

If you have received these materials as examination copies free of charge, Harcourt School Publishers retains title to the materials and they may not be resold. Resale of examination copies is strictly prohibited and is illegal.

Possession of this publication in print format does not entitle users to convert this publication, or any portion of it, into electronic format.

Contents

Making a Spelling Log	1
Study Steps to Learn a Word.....	2

THEME 1

Lesson 1 Short Vowels <i>a, e, i, o, u</i>	3
Lesson 2 Base Word + Endings <i>-ed, -ing</i>	6
Lesson 3 Long Vowel Digraphs / <i>ē</i> / <i>ee, ea</i> ; / <i>ā</i> / <i>ai, ay</i> ; / <i>ō</i> / <i>oa, ow</i>	9
Lesson 4 Plurals <i>-s, -es</i>	12
Lesson 5 Review.....	15

THEME 2

Lesson 6 Compound Words.....	19
Lesson 7 Consonant Digraphs / <i>ch</i> / <i>ch, tch</i> ; / <i>sh</i> / <i>sh</i> ; / <i>wh</i> / <i>wh</i>	22
Lesson 8 Vowel Diphthongs / <i>ou</i> / <i>ou, ow</i> ; / <i>oi</i> / <i>oi, oy</i>	25
Lesson 9 Consonant Blends <i>str, scr, spr</i>	28
Lesson 10 Review.....	31

THEME 3

Lesson 11 Consonant <i>-le</i> Syllable Pattern	35
Lesson 12 Silent Letters <i>kn, gn, wr, gh</i>	38
Lesson 13 Consonants / <i>s</i> / <i>c, /j</i> / <i>g, dge</i>	41
Lesson 14 V/CV and VC/V Syllable Patterns.....	44
Lesson 15 Review.....	47

THEME 4

Lesson 16 <i>r</i> -Controlled Vowels / <i>ôr</i> / <i>or, ore, oar, our, ar</i>	51
Lesson 17 <i>r</i> -Controlled Vowels / <i>ûr</i> / <i>er, ir, ur, or, ear</i>	54
Lesson 18 Suffixes <i>-er, -est, -ly, -ful</i>	57
Lesson 19 Prefixes <i>un-, re-, dis-</i>	60
Lesson 20 Review.....	63

Contents

THEME 5

Lesson 21	Vowel Variants /ōō/ oo, ew, ue, ui; /öö/oo	67
Lesson 22	Vowel Variants /ô/ o, au, aw, a(l), au(gh), ough	70
Lesson 23	Prefixes pre-, mis-, in-	73
Lesson 24	Schwa /ə/	76
Lesson 25	Review	79

THEME 6

Lesson 26	Suffixes -tion, -sion	83
Lesson 27	V/V Syllable Pattern	86
Lesson 28	Suffixes -able, -ible, -less, -ous	89
Lesson 29	Prefixes bi-, non-, over-	92
Lesson 30	Review	95

Spelling Strategies	99
My Spelling Log	101
Spelling Words to Study	102
Handwriting Models	105



Making a Spelling Log


This book gives you a place to keep word lists of your own. It's called a **SPELLING LOG**! You can make your own Spelling Log. See page 101.

While you read, look for words that are **INTERESTING**. Listen for **NEW WORDS** used by people on radio and television.

Include words that you need to use when you **WRITE**, especially words that are hard to spell.

Before you write a word in your Spelling Log, check the spelling. Look up the word in a **DICTIONARY**, or ask for help.

To help you understand and remember the meaning of a word, write a **DEFINITION** or draw a picture. Use your word in a sentence.



Study Steps to Learn a Word

Use these steps in this order to help you remember the spelling of a word.

step
1

SAY the word.

Remember a time when you have heard the word used. Think about what it means.

step
2

LOOK at the word.

Find any word parts you know. Try to picture the word in your mind. Think of another word that has the same word part.

step
3

SPELL the word to yourself.

Think about the way each sound is spelled. Look at each letter and find letter patterns.

step
4

WRITE the word on paper.

Check the way you have formed each letter. If you have not written the word clearly or correctly, write it again.

step
5

CHECK what you have learned.

Cover the word and write it. If you cannot spell the word correctly, practice these steps until you can write it correctly.

Name _____

► Read the Spelling Words. Write each word where it belongs.

Words with Short *a*

1. _____
2. _____
3. _____

Words with Short *e*

4. _____
5. _____
6. _____

Words with Short *i*

7. _____
8. _____
9. _____

Words with Short *o*


10. _____
11. _____
12. _____

Words with Short *u*

13. _____
14. _____
15. _____

Spelling Words

1. this
2. went
3. jump
4. still
5. last
6. dust
7. tell
8. drop
9. shut
10. lamp
11. stop
12. felt
13. drink
14. clock
15. stand



Name _____

► Read the Spelling Words. Write each word where it belongs.

Words that end with *p*

1. _____
2. _____
3. _____
4. _____

Words that end with *t*

5. _____
6. _____
7. _____
8. _____
9. _____

Words that end with *k*

10. _____
11. _____

► Write the following Spelling Words: *this*, *still*, *tell* and *stand*. Use your best handwriting.

12. _____
13. _____
14. _____
15. _____

Spelling Words

1. this
2. went
3. jump
4. still
5. last
6. dust
7. tell
8. drop
9. shut
10. lamp
11. stop
12. felt
13. drink
14. clock
15. stand

Handwriting Tip

When writing short letters, such as *a* and *e*, remember that they should touch the **midline**.



Name _____

► Write the Spelling Word for each clue.


1. This word has four letters, has short *i*, and rhymes with *miss*. _____
2. This word has four letters, has short *u*, and rhymes with *must*. _____
3. This word has five letters, has short *o*, and rhymes with *sock*. _____
4. This word has four letters, has short *a*, and rhymes with *ramp*. _____
5. This word has five letters, has short *i*, and rhymes with *will*. _____
6. This word has four letters, has short *e*, and rhymes with *belt*. _____

Spelling Words

1. this
2. went
3. jump
4. still
5. last
6. dust
7. tell
8. drop
9. shut
10. lamp
11. stop
12. felt
13. drink
14. clock
15. stand

► Write the Spelling Word that is the opposite of the given word.

7. first _____
8. open _____
9. go _____
10. sit _____
11. pick up _____
12. stayed _____



Spelling Strategy

Rhyming Words: Think about the sound of a word. Does it rhyme with a word you know? Use the spelling pattern of the rhyming word to help you spell the word.

Name _____

► Read the Spelling Words. Write each word where it belongs.

Words with *-ed*

1. _____
2. _____
3. _____
4. _____
5. _____
6. _____
7. _____

Words with *-ing*

8. _____
9. _____
10. _____
11. _____
12. _____
13. _____
14. _____
15. _____

Spelling Words

1. saved
2. moved
3. riding
4. waking
5. pulled
6. taking
7. hopped
8. baking
9. picked
10. having
11. letting
12. running
13. drawing
14. folded
15. shopped



Name _____

- Read the Spelling Words. Write the words with short vowel sounds in one group and the words with long vowel sounds in the other.

Words with short vowel sounds

1. _____
2. _____
3. _____
4. _____
5. _____
6. _____

Words with long vowel sounds

7. _____
8. _____
9. _____
10. _____
11. _____
12. _____

- Write the following Spelling Words: *moved, pulled, drawing*. Use your best handwriting.

13. _____
14. _____
15. _____

Spelling Words

1. saved
2. moved
3. riding
4. waking
5. pulled
6. taking
7. hopped
8. baking
9. picked
10. having
11. letting
12. running
13. drawing
14. folded
15. shopped

Handwriting Tip

Be careful the letter *i* does not go above the midline, or it could look like the letter *l*.



Name _____

► Write the Spelling Word that completes each sentence.


1. We _____ from Indiana to Ohio.
2. She _____ apples from the tree.
3. My class is _____ a party today.
4. Chris and Tom are _____ bikes.
5. The rabbit _____ across the field.
6. My sister is _____ a picture of me.
7. Mr. Boyd enjoys _____ bread.
8. Mary _____ at the food store.

Spelling Words

1. saved
2. moved
3. riding
4. waking
5. pulled
6. taking
7. hopped
8. baking
9. picked
10. having
11. letting
12. running
13. drawing
14. folded
15. shopped

► Write the Spelling Word that is the opposite of each word.

9. spent _____
10. pushed _____
11. lay flat _____
12. sleeping _____
13. giving _____
14. walking _____



Spelling Strategy



Word Parts: When you proofread, look for words that end in *-ed* and *-ing*. Think about the root word. Be sure you make any necessary changes before you add the ending.

Name _____

► Read the Spelling Words. Write each word where it belongs.

Words with *ee*

1. _____
2. _____
3. _____



Words with *ea*

4. _____
5. _____
6. _____

Words with *ai*

7. _____
8. _____
9. _____



Spelling Words

1. deep
2. play
3. lean
4. glow
5. team
6. away
7. slow
8. trail
9. dream
10. stain
11. toast
12. speed
13. raise
14. sweet
15. layer

Words with *ay*

10. _____
11. _____
12. _____

Words with *oa* or *ow*

13. _____
14. _____
15. _____

Name _____

► Read the Spelling Words. Write each word where it belongs.

Words that end with a
vowel sound

1. _____
2. _____
3. _____
4. _____

Words that *do not* end with
a vowel sound

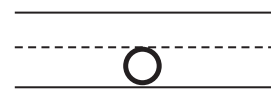

5. _____
6. _____
7. _____
8. _____
9. _____
10. _____
11. _____
12. _____
13. _____
14. _____
15. _____

Spelling Words

1. deep
2. play
3. lean
4. glow
5. team
6. away
7. slow
8. trail
9. dream
10. stain
11. toast
12. speed
13. raise
14. sweet
15. layer

Handwriting Tip

When you write an *o*, be sure to close the circle completely so that it does not look like a *u*.



Name _____

► Write the Spelling Word that answers each riddle.

1. I am a group of friends ready to play.

2. I am a place where you can take a walk.

3. I am what you do when you lift something up.

4. I am what you do when you go too fast.

5. I am a big part of a cake. _____

Spelling Words

1. deep
2. play
3. lean
4. glow
5. team
6. away
7. slow
8. trail
9. dream
10. stain
11. toast
12. speed
13. raise
14. sweet
15. layer

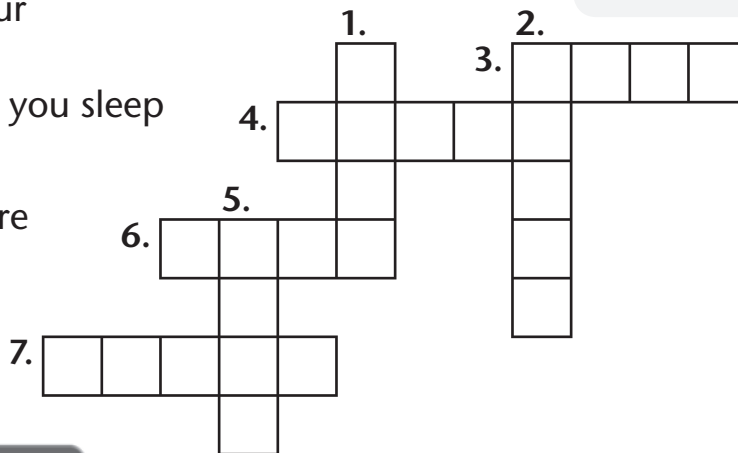
► Use the clues to fill in the crossword puzzle.

ACROSS

3. opposite of fast
4. opposite of sour
6. have fun
7. happens while you sleep

DOWN

1. opposite of here
2. a dirty spot
5. same as thin



Spelling Strategy

Guessing and Checking: When you are not sure how to spell a word, make a guess. Then use a dictionary to check to see whether your guess was correct.

Name _____

► Read the Spelling Words. Write each word where it belongs.

Base Word with -s

1. _____
2. _____
3. _____
4. _____
5. _____
6. _____

Base Word with -es

7. _____
8. _____
9. _____
10. _____
11. _____
12. _____
13. _____
14. _____
15. _____

Spelling Words

1. ants
2. toys
3. flies
4. things
5. boxes
6. games
7. lines
8. rocks
9. wishes
10. ladies
11. dishes
12. babies
13. bushes
14. glasses
15. puppies



Name _____

► Read the Spelling Words. Write each word where it belongs.



Living Things



1. _____
2. _____
3. _____
4. _____
5. _____
6. _____

Other Things

7. _____
8. _____
9. _____
10. _____
11. _____
12. _____
13. _____
14. _____
15. _____

Spelling Words

1. ants
2. toys
3. flies
4. things
5. boxes
6. games
7. lines
8. rocks
9. wishes
10. ladies
11. dishes
12. babies
13. bushes
14. glasses
15. puppies



Handwriting Tip

When you write a word, remember not to write the letters too close together or too far apart.

rocks



Name _____

► Read the passage. Write each numbered word as a plural to make a Spelling Word.

The (1) (lady) on our street are having a yard sale today. They have many (2) (thing) for sale. There will be (3) (toy), (4) (game), (5) (dish), and (6) (glass). There are (7) (puppy) too! Let's go and look in all the (8) (box)!

- | | |
|----------|----------|
| 1. _____ | 5. _____ |
| 2. _____ | 6. _____ |
| 3. _____ | 7. _____ |
| 4. _____ | 8. _____ |



Spelling Words

1. ants
2. toys
3. flies
4. things
5. boxes
6. games
7. lines
8. rocks
9. wishes
10. ladies
11. dishes
12. babies
13. bushes
14. glasses
15. puppies

► Put these Spelling Words in alphabetical order.

ants flies bushes babies

- | | |
|-----------|-----------|
| 9. _____ | 11. _____ |
| 10. _____ | 12. _____ |



Spelling Strategy

Plural Rules: When a word ends with a consonant + y, then change the y to i and add es. If a word ends with a vowel + y, then add s.

Name _____

► Write the Spelling Words that have short vowel sounds.

1. _____
2. _____
3. _____



► Read each word. Write the Spelling Word that rhymes.

4. spies _____
5. seam _____
6. roast _____
7. main _____
8. row _____

► Write the Spelling Word that completes each sentence.

9. Mary _____ the chair from my room to her room.
10. The baby is _____ up from his nap.
11. Jan and David played two _____ of ball before dinner.
12. Our dog hid in the _____.
13. I want a two _____ birthday cake.
14. We _____ the picnic blanket when it was time to leave.
15. Older _____ sometimes dress up when they go shopping.

Spelling Words

1. clock
2. drink
3. moved
4. waking
5. hopped
6. folded
7. stain
8. layer
9. team
10. slow
11. toast
12. ladies
13. flies
14. bushes
15. games

Name _____

► Read each base word. Then add *-ed* or *-ing* to write a Spelling Word.

1. move _____

2. wake _____

3. fold _____

► Write a Spelling Word in each blank to complete the passage.

Elaine checks the (4) _____ to see what time it is. She still has to eat her (5) _____ and (6) _____ her juice. She wonders why time (7) _____ when she is having fun. Time seems very (8) _____ when she is waiting for something. Elaine is excited about visiting the TV station in her town. She wants to meet the (9) _____ she sees reporting the news.

► Write these Spelling Words in alphabetical order:
stain, games, team, bushes, layer, and hopped.

10. _____ 13. _____

11. _____ 14. _____

12. _____ 15. _____

Spelling Words

1. clock
2. drink
3. moved
4. waking
5. hopped
6. folded
7. stain
8. layer
9. team
10. slow
11. toast
12. ladies
13. flies
14. bushes
15. games



Name _____

- Find in the word hunt the Spelling Words with these long vowel sounds, ā, ē, and ō. Then write the words.

l	t	a	y	e
s	o	b	t	c
l	a	y	e	r
o	s	a	a	d
w	t	e	m	f
s	t	a	i	n


1. _____
2. _____
3. _____
4. _____
5. _____

- Write the Spelling Word that is nearly the same as the given word.

6. women _____
7. shrubs _____
8. fun activities _____
9. timepiece _____

- Unscramble each group of letters to write a Spelling Word.

10. oldfde _____
11. inakgw _____
12. vomde _____
13. kinrd _____
14. eifls _____
15. pophde _____



Spelling Words

1. clock
2. drink
3. moved
4. waking
5. hopped
6. folded
7. stain
8. layer
9. team
10. slow
11. toast
12. ladies
13. flies
14. bushes
15. games

Name _____

► Write each word as a plural to make a Spelling Word.

1. lady _____

2. game _____

3. fly _____

4. bush _____

► Read each word. Write the Spelling Word that rhymes.

5. rock _____

6. drain _____

7. beam _____

8. baking _____

9. mopped _____

10. sink _____

11. blow _____

12. coast _____

Spelling Words

1. clock

2. drink

3. moved

4. waking

5. hopped

6. folded

7. stain

8. layer

9. team

10. slow

11. toast

12. ladies

13. flies

14. bushes


15. games

► Add letters to complete the Spelling Words.
Then write the words.

13. l__y__r _____

14. fold____ _____

15. mov____ _____



Name _____

► Make cards for the Spelling Words. Lay them down and read them.

1. Put the words with *up* in the first column.
2. Put the words with *room* in the second column.

The first one is done for you.


Words with <i>up</i>	Words with <i>room</i>
1. <u>pickup</u>	3. _____
2. _____	4. _____

Words without *up* or *room*

5. _____
6. _____
7. _____
8. _____
9. _____
10. _____
11. _____
12. _____
13. _____
14. _____
15. _____

Spelling Words


1. pickup
2. cannot
3. outside
4. bedroom
5. upstairs
6. raindrop
7. baseball
8. hallway
9. airplane
10. mailbox
11. sunshine
12. homework
13. classroom
14. something
15. playground



Name _____

► Draw a line to divide each compound Spelling Word into two smaller words. Then write the Spelling Words in the chart where they belong.

pickup	outside	bedroom	raindrop
playground	sunshine	baseball	cannot
hallway	airplane	something	mailbox

Begins with a three-letter word	Begins with a four-letter word
1. _____	6. _____
2. _____	7. _____
3. _____	8. _____
4. _____	9. _____
5. _____	10. _____
	11. _____
	12. _____
	13. _____

Spelling Words

1. pickup
2. cannot
3. outside
4. bedroom
5. upstairs
6. raindrop
7. baseball
8. hallway
9. airplane
10. mailbox
11. sunshine
12. homework
13. classroom
14. something
15. playground

► Write the following Spelling Words: *upstairs* and *classroom*. Use your best handwriting.

14. _____

15. _____

Handwriting Tip

When you write compound words, write the whole word without leaving a space between the two words.



pickup

Name _____

▶ Write a Spelling Word for each clue.

1. a kind of truck _____
2. a place to play _____
3. hit this with a bat _____
4. not inside _____
5. after school work _____
6. a passageway _____
7. not able _____

▶ Circle the two words in each row that make a compound word. Then write the Spelling Word.

8. thing eat out some

9. rain pain drop talk


10. plane air car train

11. box front mail run

12. wet sun walk shine

Spelling Words

1. pickup
2. cannot
3. outside
4. bedroom
5. upstairs
6. raindrop
7. baseball
8. hallway
9. airplane
10. mailbox
11. sunshine
12. homework
13. classroom
14. something
15. playground

**Spelling Strategy**

Small Words: When you proofread, break compound words into two smaller words. Then check the spelling of the smaller words.

Name _____

► Read the Spelling Words. Find the consonants *ch*, *tch*, *sh*, or *wh* in each word. Write each word below where it belongs.

ch, wh, sh at the Beginning

1. _____
2. _____
3. _____
4. _____
5. _____
6. _____
7. _____
8. _____

ch in the Middle

9. _____

sh, ch, tch at the End

10. _____
11. _____
12. _____
13. _____
14. _____
15. _____

Spelling Words

1. chin
2. itch
3. push
4. chef
5. when
6. wash
7. much
8. sharp
9. pitch
10. where
11. peach
12. child
13. wheat
14. chance
15. machine



Name _____

► Read the Spelling Words. Sort the words and write them where they belong.

Words with *sh*

1. _____
2. _____
3. _____

Words with *wh*

4. _____
5. _____
6. _____

Words with *ch*

7. _____
8. _____
9. _____
10. _____
11. _____
12. _____
13. _____

► Write the Spelling Words *itch* and *pitch*. Use your best handwriting.

14. _____
15. _____

Spelling Words

1. chin
2. itch
3. push
4. chef
5. when
6. wash
7. much
8. sharp
9. pitch
10. where
11. peach
12. child
13. wheat
14. chance
15. machine

Handwriting Tip

Be sure to space letters properly so they are easy to read.



pitch

Name _____

► Write a Spelling Word to complete each sentence.


1. Please _____ your chair under the table.
2. _____ it is 2:00, we must go home.
3. That pencil point is _____!
4. Do you know _____ I put my hat?
5. My favorite fruit is the _____.
6. That ice _____ is broken.
7. I would like to be a _____ because I love to cook.
8. Mary is going to _____ the car today.

Spelling Words

1. chin
2. itch
3. push
4. chef
5. when
6. wash
7. much
8. sharp
9. pitch
10. where
11. peach
12. child
13. wheat
14. chance
15. machine

► Write one or more Spelling Words that rhyme with the given word.

9. stitch _____
10. such _____
11. meat _____
12. dance _____



Spelling Strategy

Careful Pronunciation: When you are proofreading and are not sure of the spelling of a word, say the word aloud. Think about the letters that make each sound.

Name _____

► Read the Spelling Words. Write each word where it belongs.

Words with ou

1. _____
2. _____
3. _____
4. _____
5. _____

Words with ow

6. _____
7. _____
8. _____
9. _____

Words with oi

10. _____
11. _____
12. _____
13. _____

Words with oy

14. _____
15. _____
16. _____

Spelling Words

1. foil
2. loud
3. gown
4. coil
5. house
6. annoy
7. growl
8. moist
9. enjoy
10. round
11. spoil
12. mouse
13. clown
14. bounce
15. cowboy

Name _____

► Read the Spelling Words. Write each word in the group where it belongs.

One-syllable Words

1. _____
2. _____
3. _____
4. _____
5. _____
6. _____
7. _____
8. _____
9. _____
10. _____
11. _____
12. _____

Two-syllable Words

13. _____
14. _____
15. _____

Spelling Words

1. foil
2. loud
3. gown
4. coil
5. house
6. annoy
7. growl
8. moist
9. enjoy
10. round
11. spoil
12. mouse
13. clown
14. bounce
15. cowboy

Handwriting Tip

Make sure your letters are smooth and even — not too light or dark.

coil



Name _____

► Write the Spelling Word that best fits with each group of words.


1. pajamas, nightshirt, _____
2. apartment, building, _____
3. bark, meow, _____
4. square, rectangular, _____
5. circus, actor, _____
6. hamster, rat, _____
7. jump, hop, _____
8. cowgirl, horse, _____
9. plastic wrap, wax paper, tin _____
10. ruin, rot, _____

► Write the Spelling Word that is the opposite.

11. quiet _____
12. straighten _____
13. please _____
14. dry _____
15. dislike _____

Spelling Words

1. foil
2. loud
3. gown
4. coil
5. house
6. annoy
7. growl
8. moist
9. enjoy
10. round
11. spoil
12. mouse
13. clown
14. bounce
15. cowboy



Spelling Strategy

Comparing Spellings: When you are not sure how to spell a word, try writing it in different ways. Then compare the spellings and choose the one that looks correct.

Name _____

► Read the Spelling Words. Write each word where it belongs.

Words with *str*

1. _____
2. _____
3. _____
4. _____
5. _____
6. _____
7. _____

Words with *scr*


8. _____
9. _____
10. _____

Words with *spr*

11. _____
12. _____
13. _____
14. _____
15. _____

Spelling Words

1. spray
2. street
3. sprint
4. stripe
5. screen
6. strong
7. spring
8. stray
9. scream
10. strike
11. spread
12. string
13. sprout
14. scratch
15. stream



Name _____

► Sort and write the Spelling Words where they belong. Some words may be used more than once.

Action Words

- | | |
|----------|-----------|
| 1. _____ | 6. _____ |
| 2. _____ | 7. _____ |
| 3. _____ | 8. _____ |
| 4. _____ | 9. _____ |
| 5. _____ | 10. _____ |

Naming or Describing Words

- | | |
|-----------|-----------|
| 11. _____ | 16. _____ |
| 12. _____ | 17. _____ |
| 13. _____ | 18. _____ |
| 14. _____ | 19. _____ |
| 15. _____ | 20. _____ |

Spelling Words

1. spray
2. street
3. sprint
4. stripe
5. screen
6. strong
7. spring
8. stray
9. scream
10. strike
11. spread
12. string
13. sprout
14. scratch
15. stream

► Write the Spelling Words *street* and *stray*. Use your best handwriting.

21. _____
22. _____

Handwriting Tip

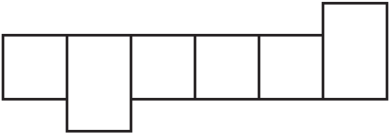
Be sure that each letter you write is the correct size. Short letters touch both the bottom line and the imaginary midline.

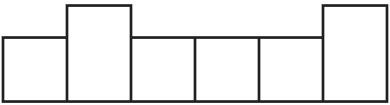


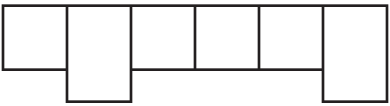
sprout

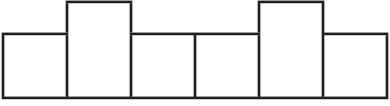
Name _____

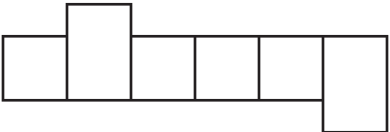
► Write the Spelling Word that fits in each shape.

1.  _____

2.  _____

3.  _____

4.  _____

5.  _____

Spelling Words

1. spray
2. street
3. sprint
4. stripe
5. screen
6. strong
7. spring
8. stray
9. scream
10. strike
11. spread
12. string
13. sprout
14. scratch
15. stream

► Write the following Spelling Words in alphabetical order.

spray	stripe	screen	stray
stream	scream	scratch	

- | | |
|----------|-----------|
| 6. _____ | 10. _____ |
| 7. _____ | 11. _____ |
| 8. _____ | 12. _____ |
| 9. _____ | |



abc Spelling Strategy

Listening: Before you spell a word with consonant blends at the beginning, say the word aloud. You can often hear each consonant sound when you say the word slowly.

Name _____

► Circle two words in each row that make a compound word. Then write the Spelling Word.

1. two plane car air _____

2. thing person one some _____

3. up long stairs steps _____

► Write the Spelling Word that answers each riddle.

4. I like to cook your food. _____

5. I am a type of bread. _____

6. I make you scratch. _____

7. You take one when you are not sure.

8. You get me from a thorn. _____

9. I am the place where cars travel.

► Write the Spelling Word that rhymes.

10. print _____

11. proud _____

12. frown _____

13. bush _____

14. hoist _____

15. boy _____

Spelling Words

1. airplane
2. upstairs
3. something
4. itch
5. chef
6. wheat
7. chance
8. push
9. enjoy
10. moist
11. clown
12. loud
13. sprint
14. street
15. scratch



Name _____

► Write the Spelling Words with *sh*, *wh*, *ch*, and *tch*.
Put them in alphabetical order.

1. _____
2. _____
3. _____
4. _____
5. _____
6. _____

► Write a Spelling Word for each clue.

7. to run fast _____
8. a circus character _____
9. people fly in it _____
10. the opposite of dislike _____
11. where people drive cars _____
12. wet or damp _____
13. the opposite of quiet _____
14. not downstairs _____
15. an item _____

Spelling Words

1. airplane
2. upstairs
3. something
4. itch
5. chef
6. wheat
7. chance
8. push
9. enjoy
10. moist
11. clown
12. loud
13. sprint
14. street
15. scratch



Name _____

► Write a Spelling Word that best fits with each group of words.

1. circus, comic, _____

2. wet, soggy _____

3. noisy, bang, _____

4. like, fun, _____

► Write the Spelling Word or words that complete each sentence.

The (5) _____ makes sandwiches with (6) _____ bread.

Use the backscratcher to (7) _____ your (8) _____.

Don went (9) _____ to the attic to look for his model (10) _____.

Did you get a (11) _____ to (12) _____ the cart?

There is (13) _____ special in that box.

Look at my sister (14) _____ down the (15) _____!

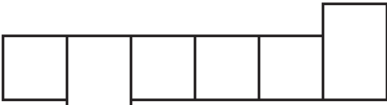
Spelling Words

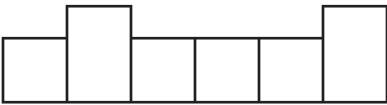
1. airplane
2. upstairs
3. something
4. itch
5. chef
6. wheat
7. chance
8. push
9. enjoy
10. moist
11. clown
12. loud
13. sprint
14. street
15. scratch

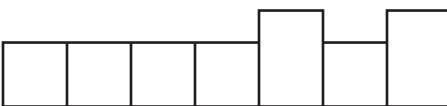


Name _____

► Write the Spelling Word that fits in each shape.

1.  _____

2.  _____

3.  _____

► Write the Spelling Word that is the opposite of the given word.

4. nothing _____

5. pull _____

6. dislike _____

7. downstairs _____


8. quiet _____

9. dry _____

10. scratch _____

► Write Spelling Words in the blanks to complete the sentences in the paragraph.

What will you be when you grow up? Maybe you'll be a (11) _____ and cook different foods? You could make (12) _____ bread. Maybe you'll be a pilot? Then you could fly an (13) _____. By any (14) _____ would you like to be a circus (15) _____? You can be anything you want to be!



Spelling Words

1. airplane
2. upstairs
3. something
4. itch
5. chef
6. wheat
7. chance
8. push
9. enjoy
10. moist
11. clown
12. loud
13. sprint
14. street
15. scratch

Name _____

► Read the Spelling Words. Then read the name of each group. Write each word where it belongs.

Words with *ble*

1. _____
2. _____
3. _____
4. _____
5. _____

Words with *dle*

6. _____
7. _____

Word with *cle*

8. _____

Words with *ple*

9. _____
10. _____
11. _____

Words with *tle*

12. _____
13. _____
14. _____
15. _____

Spelling Words

1. title
2. table
3. uncle
4. apple
5. cable
6. bubble
7. beetle
8. rattle
9. purple
10. little
11. middle
12. simple
13. saddle
14. trouble
15. scribble



Name _____

► Read the Spelling Words. Write each word in the group where it belongs.

Words with short vowel sounds

1. _____
2. _____
3. _____
4. _____
5. _____
6. _____
7. _____
8. _____
9. _____

Words with long vowel sounds

10. _____
11. _____
12. _____
13. _____

► Write the following Spelling Words: *purple* and *trouble*. Use your best handwriting.

14. _____
15. _____

Spelling Words

1. title
2. table
3. uncle
4. apple
5. cable
6. bubble
7. beetle
8. rattle
9. purple
10. little
11. middle
12. simple
13. saddle
14. trouble
15. scribble

Handwriting Tip




When writing the letter *u*, be sure to curve the bottom line so that your *u* does not look like a *v*.



uncle

Name _____

► Write a Spelling Word to match each picture.

1.  _____
2.  _____
3.  _____
4.  _____
5.  _____

Spelling Words

1. title
2. table
3. uncle
4. apple
5. cable
6. bubble
7. beetle
8. rattle
9. purple
10. little
11. middle
12. simple
13. saddle
14. trouble
15. scribble

► Write a Spelling Word to complete each sentence.

6. My favorite color is _____.
7. What is the _____ of that book?
8. My _____ is coming to visit today.
9. My puppy gets in _____ when he runs off.
10. Please set the _____ for dinner.
11. Your shirt is in the _____ drawer.
12. The baby tried to _____ on the paper.



Spelling Strategy

Using a Dictionary: Use a dictionary to correct misspelled words. Use the guide words to help you find words quickly.

Name _____

► Make cards for the Spelling Words. Lay them down and read them.

1. Put the words that have silent letters at the beginning in one group. Then write the words in the chart.
2. Put the words that have silent letters in the middle in one group. Then write the words in the chart.
3. Put the words that have silent letters at the end in another group. Then write the words in the chart.

Spelling Words

1. gnat
2. knew
3. sign
4. knob
5. gnaw
6. write
7. knees
8. wrinkle
9. kneel
10. wrist
11. cough
12. known
13. rough
14. wrench
15. knight

Beginning		
1. _____	5. _____	9. _____
2. _____	6. _____	10. _____
3. _____	7. _____	11. _____
4. _____	8. _____	12. _____

Middle	End
13. _____	15. _____
14. _____	16. _____



Name _____

► Read the Spelling Words. Sort the words and write them where they belong.

Words with *kn*

1. _____
2. _____
3. _____
4. _____
5. _____
6. _____

Words with *wr*

7. _____
8. _____
9. _____
10. _____

Words with *gn*

11. _____
12. _____
13. _____

► Write the following Spelling Words: *cough* and *rough*. Use your best handwriting.

14. _____
15. _____

Spelling Words

1. gnat
2. knew
3. sign
4. knob
5. gnaw
6. write
7. knees
8. wrinkle
9. kneel
10. wrist
11. cough
12. known
13. rough
14. wrench
15. knight

Handwriting Tip

Keep your letter strokes smooth and steady so your writing will be neat and easy to read.

knight

Name _____

► Add letters to complete the Spelling Words. Then write the words.

1. ___ ___ o w n _____

2. ___ ___ e e l _____

3. ___ ___ o b _____

4. c o u ___ ___ _____

5. r o u ___ ___ _____


Spelling Words

1. gnat
2. knew
3. sign
4. knob
5. gnaw
6. write
7. knees
8. wrinkle
9. kneel
10. wrist
11. cough
12. known
13. rough
14. wrench
15. knight

► Find Spelling Words with *gn* and *wr* in the word search. Then write the Spelling Words.

6. _____
7. _____
8. _____
9. _____
10. _____
11. _____
12. _____

w	w	r	e	n	c	h	w
s	r	r	a	b	c	d	r
i	i	g	n	a	t	t	i
g	t	a	t	t	k	l	n
n	e	n	p	r	e	s	k
p	l	w	r	i	s	t	l
t	e	o	g	n	a	w	e

 **Spelling Strategy**

Rhyming Words: If you are not sure about the spelling of a word, think of rhyming words you know. Try writing the word using the same spelling pattern.

Name _____

Consonants
/s/c, /j/g, dge

Lesson 13

► Read the Spelling Words. Sort the words and write them where they belong.

Words with /s/ Sound Spelled with c


1. _____
2. _____
3. _____
4. _____
5. _____
6. _____

Words with /j/ Sound Spelled with g, or dge

7. _____
8. _____
9. _____
10. _____
11. _____
12. _____
13. _____
14. _____
15. _____

Spelling Words

1. ice
2. age
3. rice
4. edge
5. stage
6. giant
7. range
8. judge
9. ledge
10. police
11. recent
12. bridge
13. office
14. strange
15. central



Name _____

Consonants
/s/c, /j/g, dge

Lesson 13

► Read the Spelling Words. Then read the name of each group. Write each word in the group where it belongs.

Words that end with *dge*

1. _____
2. _____
3. _____
4. _____

Words that end with *ice*

5. _____
6. _____
7. _____
8. _____

Spelling Words

1. ice
2. age
3. rice
4. edge
5. stage
6. giant
7. range
8. judge
9. ledge
10. police
11. recent
12. bridge
13. office
14. strange
15. central

► Sort the words that are left by the number of syllables. Write each word where it belongs. Use your best handwriting.

One-Syllable Words

- | | |
|-----------|-----------|
| 9. _____ | 11. _____ |
| 10. _____ | 12. _____ |

Two-Syllable Words

- | | |
|-----------|-----------|
| 13. _____ | 15. _____ |
| 14. _____ | |

Handwriting Tip

When you make your letters, be sure they are even and dark enough to read.



g

Name _____

► Write the Spelling Word that best fits with each group of words.

1. bread, potatoes, _____
2. court, jury, _____
3. road, water, _____
4. desk, chair, _____
5. cold, snow, _____
6. audience, curtain, _____

► Write the Spelling Word that is the opposite of each word.

7. tiny _____
8. past _____
9. common _____
10. outer _____

► Write the Spelling Word that fits each word shape. Then write the word.

11.

--	--	--	--	--	--	--	--	--	--

12.

--	--	--	--	--	--	--	--

Spelling Words

1. ice
2. age
3. rice
4. edge
5. stage
6. giant
7. range
8. judge
9. ledge
10. police
11. recent
12. bridge
13. office
14. strange
15. central



Spelling Strategy

Word Shapes: To remember the spelling of a word, draw its shape.

Name _____

► Read the Spelling Words. Sort the words and write them where they belong.

Words that end with *n*

1. _____
2. _____
3. _____
4. _____
5. _____
6. _____
7. _____

Words that end with *l*

8. _____
9. _____
10. _____
11. _____
12. _____

Spelling Words

1. robin
2. petal
3. seven
4. solid
5. final
6. given
7. color
8. hotel
9. wagon
10. music
11. total
12. cabin
13. taken
14. pupil
15. broken

► Put the words that are left in alphabetical order.

13. _____
14. _____
15. _____



Name _____

► Read the Spelling Words. Sort the words and write them where they belong.

People and Animals

1. _____
2. _____

Places and Things

3. _____
4. _____
5. _____
6. _____
7. _____
8. _____
9. _____

Spelling Words

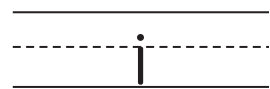
1. robin
2. petal
3. seven
4. solid
5. final
6. given
7. color
8. hotel
9. wagon
10. music
11. total
12. cabin
13. taken
14. pupil
15. broken

► Write the following Spelling Words: *final*, *given*, *total*, *taken*, *broken*, and *solid*. Use your best handwriting.

10. _____
11. _____
12. _____
13. _____
14. _____
15. _____

Handwriting Tip

Make sure your *is* don't look like *ls*.



Name _____

► Write the Spelling Word that best matches each mini-definition.

1. a small bird _____
2. a cart _____
3. a house in the woods _____
4. a student _____
5. a part of a flower _____
6. a number _____

► Circle the correct Spelling Word to complete each sentence. Then write the word.

7. The present was (given, taken) to me by my mother. _____
8. The house looks like a (wagon, hotel).

9. Look at the (broken, color) window!

10. The (solid, total) number of children coming to the party is ten. _____
11. My favorite (music, color) is red. _____
12. The water is frozen (total, solid). _____

Spelling Words

1. robin
2. petal
3. seven
4. solid
5. final
6. given
7. color
8. hotel
9. wagon
10. music
11. total
12. cabin
13. taken
14. pupil
15. broken

**Spelling Strategy**

Working Together: When you proofread, work with a partner. Read the words aloud as your partner looks at the spelling. Then switch jobs.

Name _____

► Add the missing letters to write a Spelling Word.
Then write the word on the line.

1. t i _ _ _ _

2. s a d _ _ _ _

3. r a t _ _ _ _

► Use Spelling Words to fill in the blanks in
Jeff's story.

A long time ago, there was a (4) _____
who was so tall, he could touch the clouds. He lived
in a house that was made from (5) _____
logs at the (6) _____ of the forest.

One day the king saw glass on the ground.
Someone had (7) _____ (8) _____
windows at the castle. The king made the giant a
(9) _____. His kingdom would be safe
from now on.

Spelling Words

1. title
2. rattle
3. saddle
4. gnat
5. knight
6. wrench
7. rough
8. edge
9. police
10. giant
11. judge
12. hotel
13. seven
14. broken
15. taken

► Write these Spelling Words in alphabetical order:
police, judge, gnat, hotel, wrench, and taken.

10. _____ 13. _____

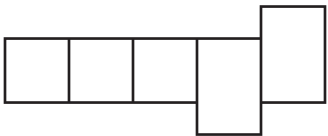
11. _____ 14. _____

12. _____ 15. _____

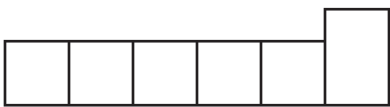


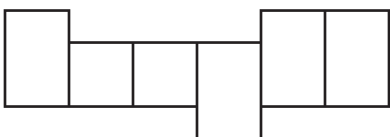
Name _____

► Write the Spelling Word that fits in each shape.
Then write the word on the line.

1.  _____

2.  _____

3.  _____

4.  _____

Spelling Words

1. title
2. rattle
3. saddle
4. gnat
5. knight
6. wrench
7. rough
8. edge
9. police
10. giant
11. judge
12. hotel
13. seven
14. broken
15. taken

► Write a Spelling Word for each clue.

5. the name of a book _____
6. a number _____
7. larger than normal _____
8. the leader of a courtroom _____
9. a baby's toy _____
10. a seat put on the back of a horse _____
11. in many pieces _____
12. border _____
13. officers of the law _____
14. a place to stay _____
15. grabbed away _____



Name _____

► Write the Spelling Words that best fit with each group of words.

1. border, side, _____
2. court, justice, _____
3. huge, mammoth, _____
4. patrol car, uniform, _____

► Write the Spelling Word that rhymes with each word given.


5. paddle _____
6. token _____
7. bat _____
8. eleven _____
9. cattle _____
10. bench _____
11. tough _____

► Complete each sentence with a Spelling Word.

12. My sister has _____ my sweater.
13. The _____ wore a helmet and shield.
14. We stayed at a _____ when we went to the beach.
15. What is the _____ of your book?

Spelling Words

1. title
2. rattle
3. saddle
4. gnat
5. knight
6. wrench
7. rough
8. edge
9. police
10. giant
11. judge
12. hotel
13. seven
14. broken
15. taken



Name _____

► Circle the correct Spelling Word to complete the following sentences.

1. There are (seven, saddle) books in my backpack.
2. Meg has (rattle, broken) her leg!
3. Which (hotel, rough) are you going to stay in tonight?
4. Cole has (taken, title) a long time in the store.

► Write a Spelling Word to complete each phrase.

5. a _____ in shining armor
6. Supreme Court _____
7. _____ road
8. Shake, _____ and roll!
9. _____ page of a book
10. razor sharp _____


► Write a Spelling Word that answers each *What am I?* riddle.

11. I am a place to sit. _____
12. I describe things that are very big.

13. I am a tiny insect. _____
14. I make sure people follow laws. _____
15. I am a tool. _____

Spelling Words

1. title
2. rattle
3. saddle
4. gnat
5. knight
6. wrench
7. rough
8. edge
9. police
10. giant
11. judge
12. hotel
13. seven
14. broken
15. taken



Name _____

- Sort and write the Spelling Words with *ar*, *ore*, *oar*, *our*, and *or*.

Words with *ar*

1. _____
2. _____
3. _____

Words with *ore* and *oar*

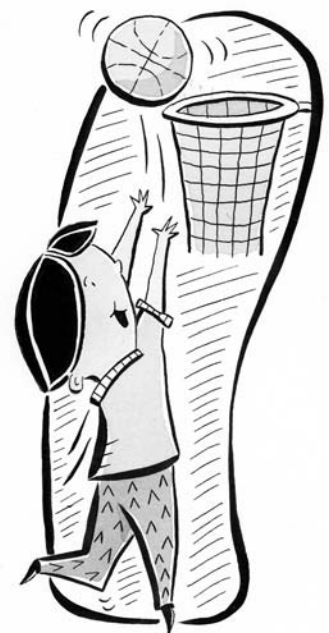
4. _____
5. _____
6. _____
7. _____
8. _____

Words with *or* and *our*

9. _____
10. _____
11. _____
12. _____
13. _____
14. _____
15. _____

Spelling Words

1. *coarse*
2. *warm*
3. *soar*
4. *wore*
5. *swarm*
6. *form*
7. *story*
8. *warn*
9. *bore*
10. *sport*
11. *glory*
12. *force*
13. *course*
14. *before*
15. *fourth*



Name _____

► Sort the Spelling Words. Write them where they belong. Some words will fit in more than one group.

Common Nouns

1. _____
2. _____
3. _____
4. _____
5. _____
6. _____
7. _____

Action Verbs

8. _____
9. _____
10. _____
11. _____
12. _____

Spelling Words

1. *coarse*
2. *warm*
3. *soar*
4. *wore*
5. *swarm*
6. *form*
7. *story*
8. *warn*
9. *bore*
10. *sport*
11. *glory*
12. *force*
13. *course*
14. *before*
15. *fourth*

► Write the following Spelling Words: *fourth*, *warm*, *swarm*, *coarse* and *before*. Use your best handwriting.

- | | |
|-----------|-----------|
| 13. _____ | 16. _____ |
| 14. _____ | 17. _____ |
| 15. _____ | |

Handwriting Tip

Be sure that the upward curve of the *r* stroke continues from the end of a *u*.

tour

Name _____

► Add the letters that spell the *r*-Controlled vowel sound to make Spelling Words. Then write the words.

1. f _ _ _ t h _____

2. b _ _ _ _ _____

3. g l _ _ _ y _____

4. s w _ _ _ m _____

5. w _ _ _ _ _____

6. b e f _ _ _ _ _____

7. s _ _ _ _ _____

► Write the two Spelling Words that sound alike but are spelled differently.

8. _____ 9. _____

► Read the tongue twisters. Write the Spelling Word that best fits the blank.

10. Willie Williams wore _____ woolly mittens.

11. The fourth _____ was for Freddy to fill out.

12. Sallie sold her _____ swiftly.



Spelling Words

1. coarse
2. warm
3. soar
4. wore
5. swarm
6. form
7. story
8. warn
9. bore
10. sport
11. glory
12. force
13. course
14. before
15. fourth



Spelling Strategy

Placeholder Spelling: If you are not sure how to spell a vowel sound in a word, try different spellings for that sound. Choose the one that looks correct, and then check the spelling in a dictionary.

Name _____

► Read the Spelling Words. Write each word in the group where it belongs.

Words with *er*

1. _____
2. _____
3. _____
4. _____
5. _____

Words with *ir*

6. _____
7. _____
8. _____

Words with *ur*

9. _____
10. _____
11. _____

Words with *or*


12. _____
13. _____

Words with *ear*

14. _____
15. _____

Spelling Words

1. *word*
2. *girl*
3. *burn*
4. *work*
5. *hurt*
6. *verse*
7. *purse*
8. *clerk*
9. *earth*
10. *perfect*
11. *first*
12. *pearl*
13. *answer*
14. *person*
15. *thirsty*



Name _____

- Sort and write the Spelling Words according to the number of letters in each word.

Words with four letters

1. _____
2. _____
3. _____
4. _____
5. _____

Words with five letters

6. _____
7. _____
8. _____
9. _____
10. _____
11. _____

Words with six letters

12. _____
13. _____

- Write the following Spelling Words: *perfect* and *thirsty*. Use your best handwriting.

14. _____
15. _____

Spelling Words

1. *word*
2. *girl*
3. *burn*
4. *work*
5. *hurt*
6. *verse*
7. *purse*
8. *clerk*
9. *earth*
10. *perfect*
11. *first*
12. *pearl*
13. *answer*
14. *person*
15. *thirsty*

Handwriting Tip

Be sure to space the letters in a word evenly.



pearl

Name _____

► Write the Spelling Words to complete the story.


Once upon a time, there was a

- (1) _____ who carried a small
 (2) _____. Inside it, she kept a special
 (3) _____. One day a wolf followed
 her. He said, "That is the most
 (4) _____ pearl I've ever seen. I must
 have it. The wolf went to (5) _____
 to make a plan to get the pearl.

Spelling Words

1. word
2. girl
3. burn
4. work
5. hurt
6. verse
7. purse
8. clerk
9. earth
10. perfect
11. first
12. pearl
13. answer
14. person
15. thirsty

► Write Spelling Words to complete this puzzle.
Use the clues to help you.



ACROSS

6. store helper
7. needs water
8. not a boy

DOWN

9. our planet
10. injured or upset



Spelling Strategy

Sounds and Letters: If a word does not look right, say the word. Listen for the vowel sound. Think of other letters that can spell the same sound.

Name _____

► Write the Spelling Words on cards. Lay them down and read them.

1. Circle the base word in each Spelling Word.
2. If the Spelling Word has a base word that ends with a consonant, write it in the correct part of the chart.
3. If the Spelling Word has a base word that ends with a vowel, write it in the other part of the chart.

Spelling Words

1. *nicer*
2. *finest*
3. *useful*
4. *bigger*
5. *really*
6. *nicest*
7. *faster*
8. *lonely*
9. *quickly*
10. *careful*
11. *smaller*
12. *playful*
13. *biggest*
14. *slowly*
15. *thankful*

Base Words That End with a Consonant	Base Words That End with a Vowel
1. _____	10. _____
2. _____	11. _____
3. _____	12. _____
4. _____	13. _____
5. _____	14. _____
6. _____	15. _____
7. _____	
8. _____	
9. _____	



Name _____

► Sort and write the Spelling Words with the suffixes *-er*, *-ly*, and *-ful*.

Words with Suffix *-er*

1. _____
2. _____
3. _____
4. _____

Words with Suffix *-ly*

5. _____
6. _____
7. _____
8. _____

Words with Suffix *-ful*

9. _____
10. _____
11. _____
12. _____

► Write the following Spelling Words: *finest*, *nicest*, and *biggest*. Use your best handwriting.

13. _____
14. _____
15. _____

Spelling Words

1. *nicer*
2. *finest*
3. *useful*
4. *bigger*
5. *really*
6. *nicest*
7. *faster*
8. *lonely*
9. *quickly*
10. *careful*
11. *smaller*
12. *playful*
13. *biggest*
14. *slowly*
15. *thankful*

Handwriting Tip

Make sure that tall letters, such as *f*, *l*, and *t*, touch both the top and bottom lines.



finest

Name _____

► Write the Spelling Word that goes with each word group.


1. big, bigger, _____
2. nice, _____, nicest
3. fine, finer, _____
4. fast, _____, fastest
5. small, _____, smallest

► Write a Spelling Word to complete each sentence.

6. My toy car is _____ than my friend's toy car.
7. Let's try to get home _____ so that the ice cream won't melt.
8. I am _____ for my family and friends.
9. You should always be _____ when you cross the street.
10. A turtle moves very _____.
11. Jake's new puppy is very _____.
12. I _____ do have a hundred baseball cards!

Spelling Words

1. nicer
2. finest
3. useful
4. bigger
5. really
6. nicest
7. faster
8. lonely
9. quickly
10. careful
11. smaller
12. playful
13. biggest
14. slowly
15. thankful



Spelling Strategy

Adding Endings: If a base word ends with a single consonant, ask yourself whether the vowel before the consonant has a short vowel sound. If it does, you need to double the final consonant before adding *-er* or *-est*.

Name _____

- Sort and write the Spelling Words with the prefixes *un-* *re-* and *dis-*.

Words with Prefix *un-*

1. _____
2. _____
3. _____
4. _____
5. _____

Words with Prefix *re-*

6. _____
7. _____
8. _____
9. _____
10. _____
11. _____
12. _____

Words with Prefix *dis-*

13. _____
14. _____
15. _____

Spelling Words

1. *undo*
2. *redo*
3. *dislike*
4. *react*
5. *refill*
6. *uneasy*
7. *reread*
8. *unlike*
9. *remove*
10. *dishonest*
11. *unhappy*
12. *rebuild*
13. *displease*
14. *uncover*
15. *rewrite*

Name _____

Prefixes *un-*,
re-, *dis-*

Lesson 19

▶ Sort and write the Spelling Words in the group where they belong.

Feelings

1. _____
2. _____
3. _____
4. _____
5. _____
6. _____

Actions

7. _____
8. _____
9. _____
10. _____
11. _____
12. _____
13. _____
14. _____
15. _____

Spelling Words

1. *undo*
2. *redo*
3. *dislike*
4. *react*
5. *refill*
6. *uneasy*
7. *reread*
8. *unlike*
9. *remove*
10. *dishonest*
11. *unhappy*
12. *rebuild*
13. *displease*
14. *uncover*
15. *rewrite*

Handwriting Tip

Be sure to loop the letter *e*, or it might look like an *i*.

redo

Name _____

► Put the syllables in order. Then write each Spelling Word.

1. er un cov _____

2. dis est hon _____

3. py hap un _____

4. do un _____

5. eas un y _____

► Complete each sentence with a Spelling Word.

6. Please _____ this activity correctly.

7. Your bike is _____ any other bike!

8. Will you please _____ my cup?

► Write the Spelling Words in the box in alphabetical order.

react displease dislike remove

9. _____

10. _____

11. _____

12. _____

Spelling Words

1. undo
2. redo
3. dislike
4. react
5. refill
6. uneasy
7. reread
8. unlike
9. remove
10. dishonest
11. unhappy
12. rebuild
13. displease
14. uncover
15. rewrite



Spelling Strategy

Base Words: When you write a word that has a prefix, think about the base word and write that first. Then sound out the prefix and add it to the beginning of the word. Use the dictionary to check your spelling.

Name _____

► Unscramble each group of letters to write a Spelling Word.

1. reath _____
2. orfm _____
3. repfcte _____
4. aors _____
5. tohurf _____
6. irgl _____
7. krow _____
8. owre _____
9. wanr _____
10. urbn _____

Spelling Words

1. form
2. wore
3. fourth
4. soar
5. warn
6. perfect
7. girl
8. burn
9. work
10. earth
11. bigger
12. finest
13. lonely
14. refill
15. dishonest

► Write the Spelling Words that have these smaller words in them.

11. fill _____
12. fine _____
13. honest _____
14. big _____
15. lone _____



Name _____

► Write the Spelling Word that matches each picture. Circle the letters that make r-Controlled vowel sounds.

1. _____



2. _____



3. _____



4. _____



5. _____



6. _____



Spelling Words

1. form
2. wore
3. fourth
4. soar
5. warn
6. perfect
7. girl
8. burn
9. work
10. earth
11. bigger
12. finest
13. lonely
14. refill
15. dishonest

► Write the Spelling Words that mean the same or nearly the same as the given words.

7. fly _____

12. larger _____

8. to make _____

13. to fill again _____

9. put on yesterday

14. the best _____

10. without mistakes

15. feeling alone _____

11. false _____

Name _____

Suffixes *-er, -est,*
-ly, -ful

.....
Lesson 20

► Add an ending from the box to write a Spelling Word.

-er *-est* *-ly*

1. lone _____

2. big _____

3. fine _____

► Write the Spelling Word that is the opposite of each word.

4. boy _____

5. play _____

6. empty _____

7. truthful _____

8. fall _____

9. freeze _____

10. wrong _____

► Fill in the missing vowels, then write the Spelling Word.

11. w _ _ _ n _____

12. f _ _ _ _ th _____

13. f _ _ _ m _____

14. w _ _ r _ _ _____

15. _ _ _ _ th _____

Spelling Words

1. form

2. wore

3. fourth

4. soar

5. warn

6. perfect

7. girl

8. burn

9. work

10. earth


11. bigger

12. finest

13. lonely

14. refill

15. dishonest



Name _____

► Write the Spelling Word that completes each group of words.

1. empty, full, _____
2. truthful, lie, _____

► Write Spelling Words to complete the story.

If I could be any animal, I would be an eagle. I think an eagle is the (3) _____ bird. It can (4) _____ through the sky. I would be able to fly above the (5) _____. Eagles also have the (6) _____ wings and are (7) _____ than other birds. However, I know that I might be (8) _____. Eagles fly alone most of the time.

Spelling Words

1. form
2. wore
3. fourth
4. soar
5. warn
6. perfect
7. girl
8. burn
9. work
10. earth
11. bigger
12. finest
13. lonely
14. refill
15. dishonest

► Write a Spelling Word that rhymes with each word.

- | | | | |
|-----------|-------|-----------|-------|
| 9. store | _____ | 11. turn | _____ |
| 10. storm | _____ | 12. twirl | _____ |

► Write these Spelling Words in alphabetical order:
work, fourth, and warn.

13. _____
14. _____
15. _____

Name _____

► Read the Spelling Words. Then write each word in the group where it belongs.

Words with /ōō/ as in *booth*

1. _____
2. _____
3. _____
4. _____
5. _____
6. _____
7. _____
8. _____
9. _____
10. _____

Words with /ōō/ as in *cook*


11. _____
12. _____
13. _____
14. _____

► Write the word that is left on the line.

15. _____

Spelling Words

1. *threw*
2. *cool*
3. *foot*
4. *cook*
5. *bruise*
6. *hook*
7. *tool*
8. *brook*
9. *booth*
10. *school*
11. *choose*
12. *balloon*
13. *cartoon*
14. *afternoon*
15. *understood*



Name _____

► Read the words. Sort the Spelling Words into two groups: action words and common nouns. Then write the words.

Action Words

1. _____
2. _____
3. _____
4. _____
5. _____

Common Nouns

6. _____
7. _____
8. _____
9. _____
10. _____
11. _____
12. _____
13. _____
14. _____

► Write the following Spelling Word: *afternoon*. Use your best handwriting.

15. _____

Spelling Words

1. *threw*
2. *cool*
3. *foot*
4. *cook*
5. *bruise*
6. *hook*
7. *tool*
8. *brook*
9. *booth*
10. *school*
11. *choose*
12. *balloon*
13. *cartoon*
14. *afternoon*
15. *understood*

Handwriting Tip

Be sure to space the letters correctly, not too close and not too far apart.



hook

Name _____

► Write Spelling Words that best complete the paragraph.

Yesterday (1) _____, my family went to the flea market after lunch. We stopped and looked at every (2) _____. I got a red (3) _____. My dad got a new (4) _____.

► Write the Spelling Word that matches each clue.

5. large building _____
6. prepare food _____
7. used to catch fish _____
8. past tense of throw _____
9. at the end of your leg _____
10. to lower the temperature of something

11. a children's television show _____
12. moving water, like a stream _____

Spelling Words

1. threw
2. cool
3. foot
4. cook
5. bruise
6. hook
7. tool
8. brook
9. booth
10. school
11. choose
12. balloon
13. cartoon
14. afternoon
15. understood



Spelling Strategy

Careful Pronunciation: When you are proofreading and are not sure of the spelling of a word, say the word aloud. Think about the letters that usually make those sounds.

Name _____

► Read the Spelling Words. Listen for the vowel sound in each word. Sort the words and write them where they belong.

Words Beginning with a Vowel Sound

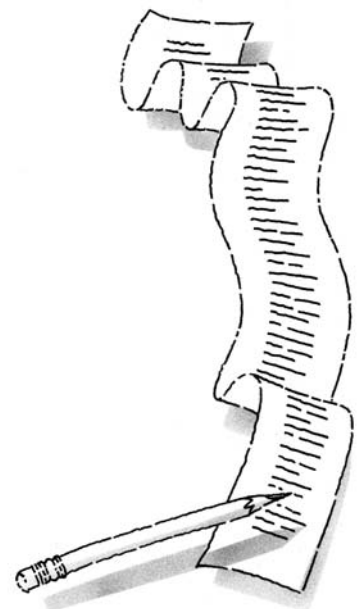
1. _____
2. _____
3. _____
4. _____

Words with a Vowel Sound in the Middle

5. _____
6. _____
7. _____
8. _____
9. _____
10. _____
11. _____
12. _____
13. _____
14. _____
15. _____

Spelling Words

1. *ought*
2. *soft*
3. *yawn*
4. *walk*
5. *long*
6. *also*
7. *thaw*
8. *lost*
9. *cause*
10. *taught*
11. *pause*
12. *straw*
13. *false*
14. *author*
15. *almost*



Name _____

- Sort the Spelling Words into three groups: Words with *a(l)*, *au* or *ou*, and *aw*. Then write the words.

Words with *a(l)*

1. _____
2. _____
3. _____
4. _____

Words with *au* or *ou*

5. _____
6. _____
7. _____
8. _____
9. _____

Words with *aw*

10. _____
11. _____
12. _____

- Write the following Spelling Words: *soft*, *long*, and *lost*. Use your best handwriting.

13. _____
14. _____
15. _____

Spelling Words

1. *ought*
2. *soft*
3. *yawn*
4. *walk*
5. *long*
6. *also*
7. *thaw*
8. *lost*
9. *cause*
10. *taught*
11. *pause*
12. *straw*
13. *false*
14. *author*
15. *almost*

Handwriting Tip

Make sure your os do not look like as.

lost

Name _____

► Write the Spelling Word that matches each clue.

1. I write stories. _____
2. Animals sleep on this. _____
3. One way to get from here to there. _____
4. What you do when you are tired. _____
5. What you do to unfreeze something.

► Add *o*, *au*, *ou*, or *al* to complete the Spelling Word. Then write each word.

6. We ___ ___ ght to learn more about bats.

7. I ___ ___ most forgot my backpack today.

8. My pillow is s ___ ft and fluffy. _____
9. Mrs. Davis t ___ ___ ght me in second grade. _____
10. We ___ ___ so went to the grocery store. _____
11. I l ___ st my favorite toy. _____
12. That rope is l ___ ng. _____

Spelling Words

1. ought
2. soft
3. yawn
4. walk
5. long
6. also
7. thaw
8. lost
9. cause
10. taught
11. pause
12. straw
13. false
14. author
15. almost



Spelling Strategy

Sounds and Letters: If a word does not look right, say the word. Listen for the vowel sound. Think of other letters that can spell the same sound. Then check the dictionary to see if you are right.

Name _____

► Read the Spelling Words. Sort the words and write them where they belong.

Words with *pre-*

1. _____
2. _____
3. _____
4. _____
5. _____

Words with *mis-*


6. _____
7. _____
8. _____
9. _____
10. _____
11. _____

Words with *in-*

12. _____
13. _____
14. _____
15. _____

Spelling Words

1. *input*
2. *preset*
3. *misuse*
4. *inside*
5. *preview*
6. *incorrect*
7. *pretest*
8. *mislead*
9. *preheat*
10. *indoors*
11. *misplace*
12. *preschool*
13. *misread*
14. *mismatch*
15. *misspell*



Name _____

Prefix *pre-*,
mis-, *in-*

Lesson 23

► Read the Spelling Words. Then sort and write them where they belong.

Words That Tell Where or What

1. _____
2. _____
3. _____
4. _____

Words That Are Often Action Verbs

5. _____
6. _____
7. _____
8. _____
9. _____
10. _____
11. _____
12. _____
13. _____
14. _____

► Write the Spelling Word *incorrect*. Use your best handwriting.

15. _____

Spelling Words

1. *input*
2. *preset*
3. *misuse*
4. *inside*
5. *preview*
6. *incorrect*
7. *pretest*
8. *mislead*
9. *preheat*
10. *indoors*
11. *misplace*
12. *preschool*
13. *misread*
14. *mismatch*
15. *misspell*

Handwriting Tip

Remember to hold your pencil between your thumb and pointer finger. Let the pencil rest on your middle finger.

input

Name _____

► Add a prefix to each word to write a Spelling Word.

1. spell _____
2. heat _____
3. use _____
4. match _____
5. place _____
6. side _____
7. put _____
8. test _____

► Write the Spelling Word from the box that best completes each sentence.

preview mislead misread preschool

9. My younger sister goes to _____.
10. I was late because I _____ the time on the flyer.
11. At the movies we watched a _____ before the main feature.
12. Tom had to _____ his brother so that the party would be a surprise.

Spelling Words

1. input
2. preset
3. misuse
4. inside
5. preview
6. incorrect
7. pretest
8. mislead
9. preheat
10. indoors
11. misplace
12. preschool
13. misread
14. mismatch
15. misspell



Spelling Strategy

Word Parts: When you proofread words with prefixes, break them into word parts. Then check the spelling of the prefix and the base word in a dictionary.

Name _____

Schwa /ə/

Lesson 24

► Read the Spelling Words. Sort the words and write them where they belong.

Words Beginning with the /ə/ Sound


1. **upon** _____
2. _____
3. _____
4. _____
5. _____
6. _____
7. _____
8. _____
9. _____
10. _____
11. _____
12. _____

Spelling Words

1. *upon*
2. *above*
3. *cover*
4. *apart*
5. *either*
6. *alike*
7. *awake*
8. *afraid*
9. *across*
10. *agree*
11. *ever*
12. *amount*
13. *ahead*
14. *alive*
15. *around*

Words Ending with the /ər/ Sound

13. **cover** _____
14. _____
15. _____



Name _____

Schwa /ə/

Lesson 24

► Read the Spelling Words. Then sort and write them where they belong.

Words That End with Silent -e

1. _____
2. _____
3. _____
4. _____

Words That End with a Consonant

5. _____
6. _____
7. _____
8. _____
9. _____
10. _____
11. _____
12. _____
13. _____
14. _____

► Write the Spelling Word *agree* on the line. Use your best handwriting.

15. _____

Spelling Words

1. *upon*
2. *above*
3. *cover*
4. *apart*
5. *either*
6. *alike*
7. *awake*
8. *afraid*
9. *across*
10. *agree*
11. *ever*
12. *amount*
13. *ahead*
14. *alive*
15. *around*

Handwriting Tip

Be careful when writing the letter *e*, or it could look like an *i* and make a correctly spelled word look incorrect.

ever

Name _____

- Read the letter with a partner. Circle the correct Spelling Word for each sentence.

Dear Pam,

My goldfish is (1)(**apart, alive**)! I was (2) (**afraid, alive**) this morning. I had to look (3) (**around, upon**) the plant in the tank. My goldfish hid under the (4) (**cover, ahead**) of a rock in the tank. But now, it is (5) (**above, awake**). My fish is swimming (6) (**above, afraid**) the castle now!

Your friend,

Dan

Spelling Words

1. upon
2. above
3. cover
4. apart
5. either
6. alike
7. awake
8. afraid
9. across
10. agree
11. ever
12. amount
13. ahead
14. alive
15. around

- Circle the Spelling Word that rhymes with the underlined word in each row.

- | | | | |
|-------------------|--------|---------|-------|
| 7. <u>bike</u> | bright | alike | about |
| 8. <u>degree</u> | agree | dent | alive |
| 9. <u>clever</u> | taken | mine | ever |
| 10. <u>cart</u> | apart | yard | fork |
| 11. <u>count</u> | cows | amount | mound |
| 12. <u>beaver</u> | either | believe | soft |



Spelling Strategy

Proofread with a Partner: Work with a partner to proofread. Take turns checking for words that sound like *ever*, ending with the /ər/ sound. Then check for words that sound like *above*, beginning with the /ə/ sound.

Name _____

► Complete the passage by writing Spelling Words in each blank.

I did not know what to (1) _____ to do first. The Spring Festival was huge. I wanted to see every (2) _____. I (3) _____ balls to knock over tin cans at one place. I chose a snack at another. I had an apple without one (4) _____ on it. I walked so much that a blister formed on my left (5) _____.

► Write a Spelling Word to complete each sentence.


6. My younger sister goes to _____.
7. Let's play _____ since it is raining.
8. Tear this paper _____ so we can share it.
9. Check your story to make sure you did not _____ any words.
10. I walked _____ the block.

► Fill in the missing letters to make Spelling Words. Then write the words.

11. ___ cr ___ s ___ _____
12. s ___ ___ t _____
13. c ___ ___ se _____
14. ___ als ___ _____
15. ___ ___ a w _____

Spelling Words

1. choose
2. booth
3. foot
4. bruise
5. threw
6. soft
7. cause
8. thaw
9. false
10. preschool
11. misspell
12. indoors
13. apart
14. across
15. around



Name _____

► Complete the passage by filling in the missing letters for each Spelling Word.

Spring has begun. Is this statement true or (1) f ____ s ____? The warm spring sun is the (2) c ____ s ____ for many changes in nature. Birds' nests may hold baby birds with (3) s ____ t fuzzy feathers. Lakes may begin to (4) t h ____ . However, nature may surprise us with another snowy frozen day.

► Add and subtract letters from the words below to write Spelling Words.

- 5. through - ough + ew = _____
- 6. toss - t + acr = _____
- 7. boot + h = _____
- 8. ink - k + door + s = _____
- 9. miss + pet - t + ll = _____
- 10. chosen - s + o - n = _____
- 11. brut - t + ise = _____

Spelling Words

1. choose
2. booth
3. foot
4. bruise
5. threw
6. soft
7. cause
8. thaw
9. false
10. preschool
11. misspell
12. indoors
13. apart
14. across
15. around

► Write a Spelling Word in each word shape.

- 12.

--	--	--	--	--
- 13.

--	--	--	--	--	--	--	--	--
- 14.

- 15.



Name _____

► Add a prefix to each base word to write a Spelling Word.

1. doors _____

2. school _____

3. spell _____

► Read the letter. Circle the correct Spelling Word to complete each sentence.

Dear Grandma and Grandpa,

I had a bad day. First, I did not (4) (choose, cause) my clothes. Then I (5) (thaw, threw) away my homework. Later on I fell and got a (6) (booth, bruise) on my (7) (foot, false). Could you come visit me soon? A bowl of (8) (preschool, soft) yogurt would make me feel much better.

Love your grandson,
Tony

Spelling Words

1. choose
2. booth
3. foot
4. bruise
5. threw
6. soft
7. cause
8. thaw
9. false
10. preschool
11. misspell
12. indoors
13. apart
14. across
15. around

► Write the Spelling Word that rhymes with the given word.

9. toss _____

10. tooth _____

11. depart _____

12. pause _____

13. saw _____

14. surround _____

15. waltz _____

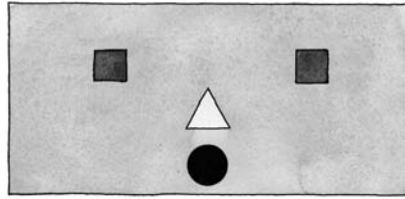


Name _____

Schwa /ə/

Lesson 25

▶ Look at the picture. Fill in the sentences using Spelling Words.



1. The squares are _____ from each other.
2. The face shows eyes far _____.
3. The lines _____ the other shapes form a rectangle.

▶ Write a Spelling Word for each clue.

4. a body part _____
5. school for young children _____
6. inside _____
7. make something happen _____
8. not true _____
9. a place for games at the fair _____
10. to melt _____
11. the opposite of hard _____
12. to turn black and blue _____

▶ Write a Spelling Word that is the *opposite* of the given word or words.

13. spell correctly _____
14. caught _____
15. refuse _____

Spelling Words

1. choose
2. booth
3. foot
4. bruise
5. threw
6. soft
7. cause
8. thaw
9. false
10. preschool
11. misspell
12. indoors
13. apart
14. across
15. around

Name _____

► Read the Spelling Words. Sort the words and write them where they belong.

Words with -tion

1. _____
2. _____
3. _____
4. _____
5. _____
6. _____
7. _____
8. _____
9. _____
10. _____
11. _____
12. _____
13. _____

Words with -sion

14. _____
15. _____

Spelling Words

1. *section*
2. *caution*
3. *fiction*
4. *nation*
5. *action*
6. *vision*
7. *vacation*
8. *motion*
9. *question*
10. *mention*
11. *station*
12. *attention*
13. *portion*
14. *collection*
15. *session*



Name _____

- Read the Spelling Words. Divide each word into word parts, or syllables. Write each word in the group where it belongs.

Two Word Parts

1.	_____
2.	_____
3.	_____
4.	_____
5.	_____
6.	_____
7.	_____
8.	_____
9.	_____
10.	_____
11.	_____
12.	_____

Spelling Words

1. *section*
2. *caution*
3. *fiction*
4. *nation*
5. *action*
6. *vision*
7. *vacation*
8. *motion*
9. *question*
10. *mention*
11. *station*
12. *attention*
13. *portion*
14. *collection*
15. *session*

- Write the Spelling Words *vacation*, *attention*, and *collection* on the lines. Use your best handwriting.

13.	_____
14.	_____
15.	_____

Handwriting Tip

When an o comes before an n, the n begins at the top line not the bottom line.



on

Name _____

► Choose the correct syllables. Then put them in order to make a Spelling Word. Write each Spelling Word correctly.

1. tion col na sic _____
2. lec mo tion vis _____
3. ca tion va tat _____
4. tion at aut sec _____
5. ten at tion lec _____
6. sion por vi vac _____
7. tion lec col sess _____
8. tion col me por _____

Spelling Words

1. section
2. caution
3. fiction
4. nation
5. action
6. vision
7. vacation
8. motion
9. question
10. mention
11. station
12. attention
13. portion
14. collection
15. session

► Circle four Spelling Words that end with *-tion* in the Word Search. Then write the words.

b	c	m	d	e	f	g	h
q	u	e	s	t	i	o	n
a	j	n	k	l	i	m	n
a	c	t	i	o	n	o	p
q	r	i	s	n	t	u	v
w	n	o	i	t	a	t	s
s	t	n	t	i	o	n	q

9. _____
10. _____
11. _____
12. _____



Spelling Strategy

Comparing Spelling: When your proofread, check the spelling of the words that end with *-tion* and *-sion*. If a word does not look right, try writing the word in different ways.

Name _____

► Read the Spelling Words. Sort the words and write them where they belong.

Words with Two Vowel Sounds in the Middle


1. _____
2. _____
3. _____
4. _____
5. _____
6. _____
7. _____
8. _____
9. _____
10. _____

Words with Two Vowel Sounds at the End

11. _____
12. _____
13. _____
14. _____
15. _____

Spelling Words

1. *lion*
2. *dial*
3. *idea*
4. *neon*
5. *science*
6. *area*
7. *radio*
8. *quiet*
9. *piano*
10. *fluid*
11. *video*
12. *loyal*
13. *stereo*
14. *pliers*
15. *create*



Name _____

► Read the Spelling Words. Then sort and write them in the group where they belong.

Words with Two Syllables

1. _____
2. _____
3. _____
4. _____
5. _____
6. _____
7. _____
8. _____
9. _____

Words with Three Syllables

10. _____
11. _____
12. _____
13. _____
14. _____
15. _____

► Write the Spelling Words *fluid* and *loyal*. Use your best handwriting.

16. _____
17. _____

Spelling Words

1. *lion*
2. *dial*
3. *idea*
4. *neon*
5. *science*
6. *area*
7. *radio*
8. *quiet*
9. *piano*
10. *fluid*
11. *video*
12. *loyal*
13. *stereo*
14. *pliers*
15. *create*

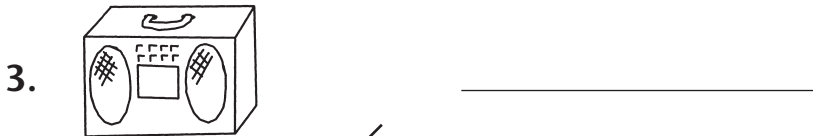
Handwriting Tip

Make sure that tall letters, such as *f*, *l*, and *d*, touch both the top and bottom lines.

lion

Name _____

► Write the Spelling Word that matches each picture.



Spelling Words

1. lion
2. dial
3. idea
4. neon
5. science
6. area
7. radio
8. quiet
9. piano
10. fluid
11. video
12. loyal
13. stereo
14. pliers
15. create

► Complete the journal entry with Spelling Words.

May 15

Our group has finally come up with an (1) _____ for our (2) _____ project. We plan to (3) _____ a new kind of (4) _____. The sound will be better, and it will have (5) _____ colors on the (6) _____. It will fit in any small (7) _____. I cannot wait to get started!



Spelling Strategy

Guessing and Checking: When you are not sure how to spell a word, make a guess. Then check in a dictionary to see whether your spelling is correct.

Name _____

► Read the Spelling Words. Sort the words and write them where they belong.

Words with *-able*

1. _____
2. _____
3. _____
4. _____

Words with *-ible*

5. _____
6. _____

Words with *-less*

7. _____
8. _____
9. _____
10. _____
11. _____

Words with *-ous*

- | | |
|-----------|-----------|
| 12. _____ | 14. _____ |
| 13. _____ | 15. _____ |

Spelling Words

1. *doable*
2. *famous*
3. *careless*
4. *various*
5. *endless*
6. *reliable*
7. *nervous*
8. *useless*
9. *flexible*
10. *washable*
11. *helpless*
12. *terrible*
13. *valuable*
14. *dangerous*
15. *powerless*

Name _____

► Make cards for the Spelling Words. Lay them down and read them.

1. On each card, draw a line to divide the suffix and the rest of the word.
2. Write in the first group the Spelling Words with base words that **do not** require a change of spelling.
3. Then write the Spelling Words with base words that **do** require a change in spelling.

Base Words with No Spelling Changes

- | | |
|----------|----------|
| 1. _____ | 6. _____ |
| 2. _____ | 7. _____ |
| 3. _____ | 8. _____ |
| 4. _____ | 9. _____ |
| 5. _____ | |

Base Words That Require Spelling Changes

10. _____
11. _____
12. _____
13. _____
14. _____
15. _____

Spelling Words

1. *doable*
2. *famous*
3. *careless*
4. *various*
5. *endless*
6. *reliable*
7. *nervous*
8. *useless*
9. *flexible*
10. *washable*
11. *helpless*
12. *terrible*
13. *valuable*
14. *dangerous*
15. *powerless*

Handwriting Tip

Be sure to space the letters in a word correctly, not too close together and not too far apart.

doable

Name _____

► Write the Spelling Words to complete the sentences.

1. I am _____ before I take a test.
2. Abraham Lincoln is a _____
United States president.
3. After I spilled the sauce, I was glad my shirt
was _____.
4. This task is hard but _____.
5. There are _____ kinds of lizards.

► Write each Spelling Word that is the opposite of the given word.

6. careful _____
7. undependable _____
8. strong _____
9. safe _____
10. worthless _____

► Write the Spelling Word that fits each word shape.

11.

--	--	--	--	--	--	--	--	--	--	--
12.

--	--	--	--	--	--	--	--	--	--	--	--	--	--	--

Spelling Words

1. doable
2. famous
3. careless
4. various
5. endless
6. reliable
7. nervous
8. useless
9. flexible
10. washable
11. helpless
12. terrible
13. valuable
14. dangerous
15. powerless

Spelling Strategy

Adding Endings: When you proofread, remember that the suffix *-ible* is never used after vowels. The suffix *-able* is used after vowels, such as in the word *valuable*.

Name _____

► Read the Spelling Words. Sort the words and write them where they belong.

Words with *bi-*

1. _____

2. _____

3. _____

Words with *non-*

4. _____

5. _____

6. _____

7. _____

Words with *over-*

8. _____

9. _____

10. _____

11. _____

12. _____

13. _____

14. _____

15. _____

Spelling Words

1. *overnight*

2. *bicycle*

3. *nonstop*

4. *overdue*

5. *overlook*

6. *biweekly*

7. *overflow*

8. *nonsense*

9. *oversee*

10. *overhead*


11. *nonfiction*

12. *overcoat*

13. *nonfat*

14. *overdone*

15. *biplane*



Name _____

► Read the Spelling Words. Sort the words and write them where they belong.

Compound Words

1. _____
2. _____
3. _____
4. _____
5. _____
6. _____
7. _____
8. _____

Two-Syllable Words

9. _____
10. _____
11. _____
12. _____

► Write the Spelling Words *bicycle*, *biweekly*, and *nonfiction* below. Use your best handwriting.

13. _____
14. _____
15. _____

Spelling Words

1. *overnight*
2. *bicycle*
3. *nonstop*
4. *overdue*
5. *overlook*
6. *biweekly*
7. *overflow*
8. *nonsense*
9. *oversee*
10. *overhead*
11. *nonfiction*
12. *overcoat*
13. *nonfat*
14. *overdone*
15. *biplane*

Handwriting Tip

Be sure that your writing is neat and easy to read. Slant all the letters in the same direction.



Mars

Name _____

► Read each sentence. Add the prefix *bi-*, *non-*, or *over-* to complete the Spelling Word. Then write the word.

1. My favorite type of book is ___ ___ fiction.

2. I am going to stay ___ ___ ___ night at my friend's house. _____
3. June's ___ ___ cycle is red. _____
4. Is your library book ___ ___ ___ due?

5. We have student council meetings ___ ___ weekly.

Spelling Words

1. overnight
2. bicycle
3. nonstop
4. overdue
5. overlook
6. biweekly
7. overflow
8. nonsense
9. oversee
10. overhead
11. nonfiction
12. overcoat
13. nonfat
14. overdone
15. biplane

► Write the Spelling Word that means the same or nearly the same as the given word.

- | | |
|-----------------|--------------------|
| 6. ignore _____ | 10. silly _____ |
| 7. flood _____ | 11. jacket _____ |
| 8. manage _____ | 12. fat free _____ |
| 9. burnt _____ | |



Spelling Strategy

Guide Words: Guide words tell the first and last words on each page in a dictionary. Use guide words to find words quickly.

Name _____

- Find the Spelling Words with the suffixes *-tion* and *-sion* in the Word Hunt. Then write the words.

s	v	c	a	u	t	i
n	o	i	s	s	e	s
o	i	s	s	i	v	a
c	d	s	s	i	e	f
g	h	k	i	i	o	l
m	n	o	p	o	o	n
c	a	u	t	i	o	n

1. _____
2. _____
3. _____

Spelling Words

1. vision
2. caution
3. session
4. fluid
5. piano
6. loyal
7. reliable
8. flexible
9. powerless
10. dangerous
11. famous
12. biplane
13. nonstop
14. overnight
15. oversee

- Sort the remaining Spelling Words. Write them where they belong.

Two-syllable Words


4. _____
5. _____
6. _____
7. _____
8. _____

Three-syllable Words

9. _____
10. _____
11. _____
12. _____
13. _____
14. _____

Four-syllable Word

15. _____



Name _____

► Fill in the blanks with Spelling Words.

1. I enjoy playing the _____.
2. A dog is a _____ pet.
3. A dark _____ is leaking from the car's engine.


► Use the clues to fill in the crossword puzzle.

ACROSS

1. ongoing
3. a sleepover

DOWN

2. to watch over
4. flies through the sky



Spelling Words

1. vision
2. caution
3. session
4. fluid
5. piano
6. loyal
7. reliable
8. flexible
9. powerless
10. dangerous
11. famous
12. biplane
13. nonstop
14. overnight
15. oversee

► Write the Spelling Word that each clue describes.

5. scary _____
6. seeing _____
7. not in control _____
8. a musical instrument _____
9. a warning _____
10. trusting _____
11. well-known _____
12. meeting _____
13. faithful _____
14. able to bend _____
15. a liquid _____

Name _____

► Read the words. Then add a suffix from the box to write a Spelling Word.

-able -ible -less -ous

1. fame _____
2. rely _____
3. power _____
4. flex _____
5. danger _____

► Write the Spelling Words that have these smaller words in them.

6. top _____
7. see _____
8. night _____
9. lane _____
10. is _____
11. an _____

► Unscramble each group of letters to write a Spelling Word.

12. yallo _____
13. catunio _____
14. niossse _____
15. dful _____

Spelling Words

1. vision
2. caution
3. session
4. fluid
5. piano
6. loyal
7. reliable
8. flexible
9. powerless
10. dangerous
11. famous
12. biplane
13. nonstop
14. overnight
15. oversee



Name _____

► Fill in the missing letters to complete the Spelling Word. Then write the word on the line.

1. ___ v ___ rs ___ _____

2. n ___ nst ___ p _____

3. ___ v ___ rn ___ ght _____

4. b ___ pl ___ n ___ _____

► Write the Spelling Word that each clue describes.

5. scary _____

6. seeing _____

7. not in control _____

8. an instrument. _____

9. a warning _____

10. trusting _____

11. well-known _____

12. meeting _____

13. faithful _____

14. able to bend _____

15. a liquid _____

Spelling Words

1. vision
2. caution
3. session
4. fluid
5. piano
6. loyal
7. reliable
8. flexible
9. powerless
10. dangerous
11. famous
12. biplane
13. nonstop
14. overnight
15. oversee

Spelling Strategies

Let us show you some of our favorite spelling strategies!

Here's a tip that helps me spell a word. I **say** the word. Then I **picture** the way it is spelled. Then I **write** it!

When I'm learning how to spell a word, the **Study Steps to Learn a Word** are a big help. See page 2.

I think of ways to spell the vowel sound in a word. Then I **try different spellings**.

When I don't know how to spell a word, I sometimes just take my best **guess**! Then I **check** it.

Sometimes I look up a word in a **dictionary**. Sometimes I just **ask someone** how to spell it.



I **proofread** my work **twice**. First, I circle words I know are misspelled. Then, I look for words I'm not sure of.

When I write a word that is a **homophone**, I make sure the word **makes sense** in the sentence.

When I'm writing a **compound word**, I think about how the **two smaller words** are spelled.

Sometimes thinking of a **rhyming word** helps me figure out how to spell a word. Both words may belong in the same word family.

When I need to spell **contractions**, I think about which **letters** have been **left out**. That's where I put the **apostrophe**.

I think about **spelling rules**, such as how to change a word's spelling before adding *s* or *es*.



My Spelling Log

A **Spelling Log** is a place for words that are important to you. Keep your word collection here. Group the words any way you like! Then use the **Spelling Words to Study** on pages 102–104. List words from each lesson that need your special attention.

My Own Word Collection	

Spelling Words to Study

List the words from each lesson that you have trouble spelling.

THEME 1

Lesson 1: Short Vowels *a, e, i, o, u*

Lesson 2: Base Word + Endings *-ed, -ing*

Lesson 3: Long Vowel Digraphs */ē/ ee, ea; /ā/ ai, ay; /ō/ oa, ow*

Lesson 4: Plurals *-s, -es*

THEME 2

Lesson 6: Compound Words

Lesson 7: Consonant Digraphs */ch/ ch, tch; /sh/ sh; /wh/ wh*

Lesson 8: Vowel Diphthongs */ou/ ou, ow; /oi/ oi, oy*

Lesson 9: Consonant Blends *str, scr, spr*

Spelling Words to Study

THEME 3

Lesson 11: Consonant *-le* Syllable Pattern

Lesson 12: Silent Letters *kn, gn, wr, gh*

Lesson 13: Consonants */s/ c, /j/ g, dge*

Lesson 14: V/CV and VC/V Syllable

THEME 4

Lesson 16: *r*-Controlled Vowels */ôr/ or, ore, oar, our, ar*

Lesson 17: *r*-Controlled Vowels */ûr/ er, ir, ur, or, ear*

Lesson 18: Suffixes *-er, -est, -ly, -ful*

Lesson 19: Prefixes *un-, re-, dis-*

Spelling Words to Study

THEME 5

Lesson 21: Vowel Variants / \bar{o} / oo, ew, ue, ui; / \check{o} /oo

Lesson 22: Vowel Variants / \hat{o} / o, au(gh), aw, a(l), ough

Lesson 23: Prefixes *pre-*, *mis-*, *in-*

Lesson 24: Schwa / $\text{\textcircled{a}}$ /

THEME 6

Lesson 26: Suffixes *-tion*, *-sion*

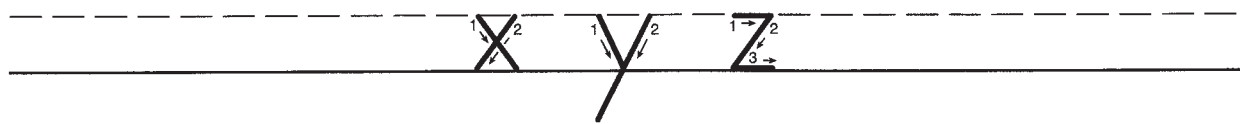
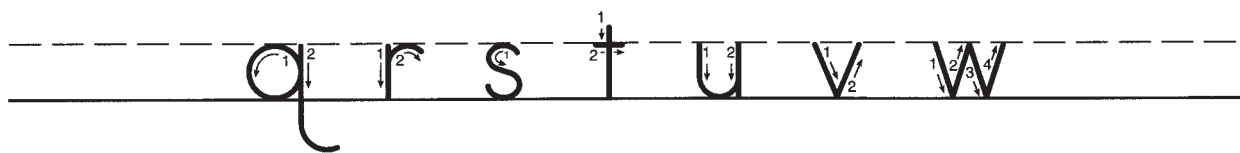
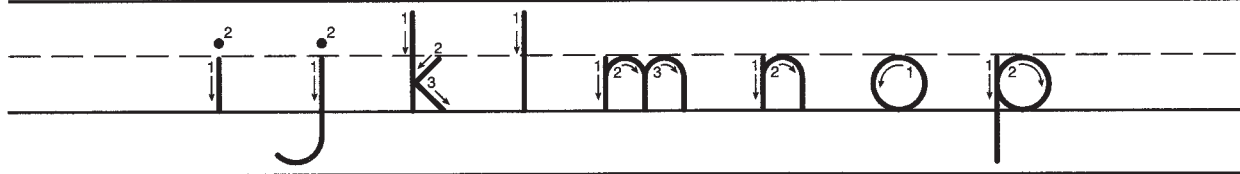
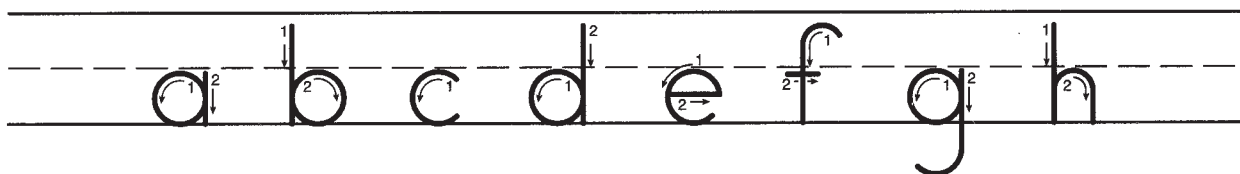
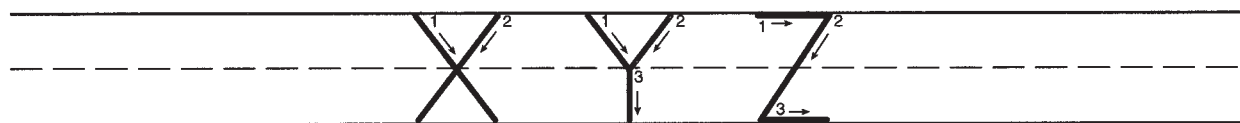
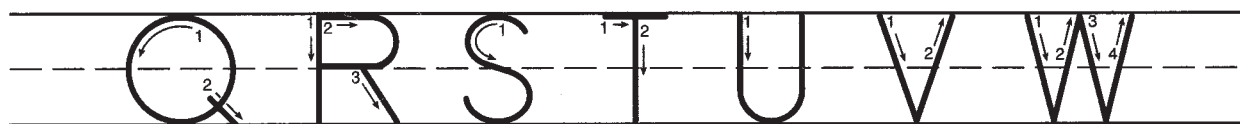
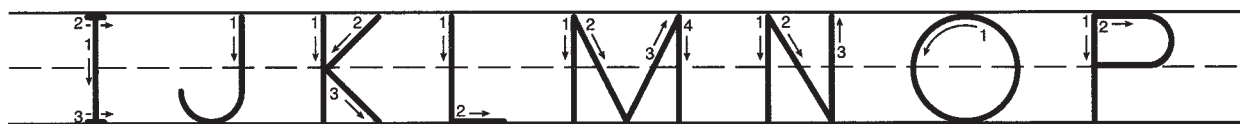
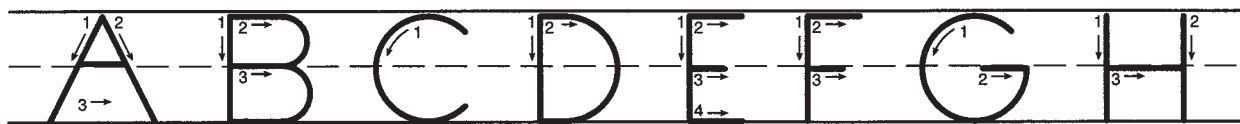
Lesson 27: V/V Syllable Pattern

Lesson 28: Suffixes *-able*, *-ible*, *-less*, *-ous*

Lesson 29: Prefixes *bi-*, *non-*, *over-*

Handwriting

Manuscript Alphabet



Handwriting

Cursive Alphabet

A B C D E F G H

I J K L M N O P

Q R S T U V W

X Y Z

a b c d e f g h

i j k l m n o p

q r s t u v w

x y z

Handwriting

D'Nealian Manuscript Alphabet

A B C D E F G H

I J K L M N O P

Q R S T U V W

X Y Z

a b c d e f g h

i j k l m n o p

q r s t u v w

x y z

Handwriting

D'Nealian Cursive Alphabet

A B C D E F G H

I J K L M N O P

Q R S T U V W

X Y Z

a b c d e f g h

i j k l m n o p

q r s t u v w

x y z