
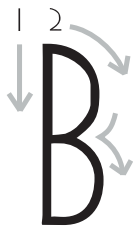


# Handwriting Without Tears®



Big line  
Big line  
Little line



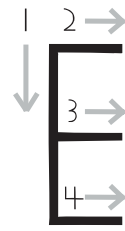
Big line  
Little curve  
Little curve



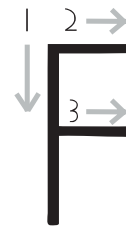
Big C curve



Big line  
Big curve



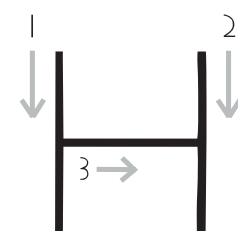
Big line  
Little line  
Little line  
Little line



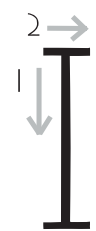
Big line  
Little line  
Little line



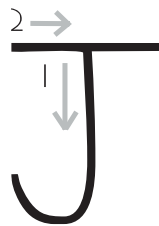
Big curve  
Little line  
Little line



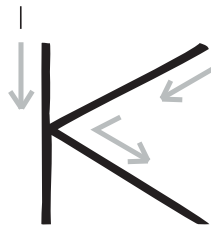
Big line  
Big line  
Little line



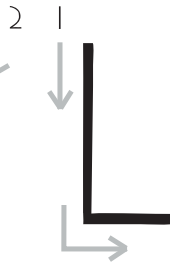
Big line  
Little line  
Little line



Big line  
Turn  
Little line



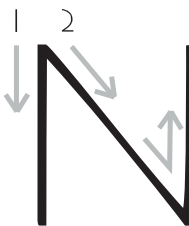
Big line  
Little line  
Little line



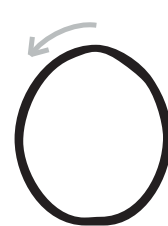
Big line  
Little line



Big line  
Big line  
Big line  
Big line




Big line  
Big line  
Big line



Big C curve  
Keep going



Big line  
Little curve



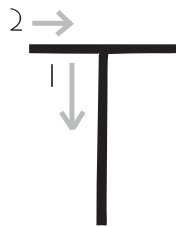
Big C curve  
Keep going  
Little line



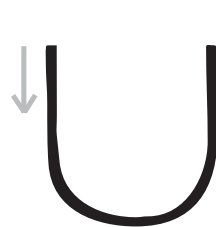
Big line  
Little curve  
Little line




Little curve  
Turn  
Little curve



Big line  
Little line




Big line  
Turn  
Big line



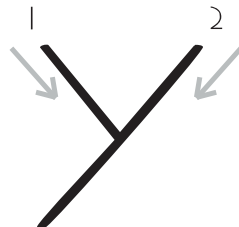
Big line  
Big line




Big line  
Big line  
Big line  
Big line



Big line  
Big line



Little line  
Big line



Little line  
Big line  
Little line

# Handwriting Without Tears®



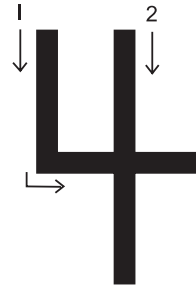
1 starts in the starting corner.  
1 makes a big line down.  
1 stops in the corner.



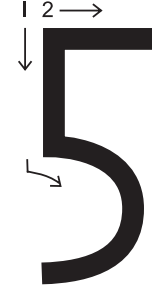
2 starts in the starting corner.  
2 makes a big curve.  
2 stops in the corner.  
2 walks away on the bottom.




3 starts in the starting corner.  
3 makes a little curve to the middle.  
3 makes another little curve to the bottom corner.



4 starts in the starting corner.  
4 makes a little line down to the middle.  
4 walks across the dark night.  
4 jumps to the top and says, "I did it." (big line down)



5 starts in the starting corner.  
5 makes a little line down to the middle. It starts to rain.  
5 makes a little curve around.  
5 puts a little line on top to stop the rain.



6 starts in the starting corner.  
6 is a baby bear.  
6 goes down to curl up in the corner.  
6 is hibernating.



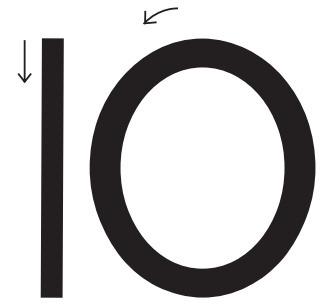
7 starts in the starting corner.  
7 makes a little line across the top.  
7 says, "I better slide down."



8 is different.  
8 doesn't like corners.  
8 starts at the top center.  
8 begins with S and then says, "I want to go home."



9 is so special.  
9 has its own corner.  
9 makes a little curve.  
9 goes up to the corner.  
9 makes a big line down.



10 uses two places.  
1 comes first.  
0 is next.  
0 starts at the top center.  
10 is finished.



# Handwriting Without Tears®

Magic c      up like a      bump      back down bump

dive down      swim up and over      around bump

Magic c

Magic c      up like a      up higher      back down bump

start      hit the ball      2 run the bases      2 e      3 stop

At first, curve up. Then go straight down.

down      cross

Magic c      up like a      bump      back down      turn

dive down      swim up and over      down

Dots for you!

dot

down

Dots for you!

dot

down      turn

down bump the line      kick!      slide away

Start at the top! Go down.

down bump the line

start with n      swim up and over      m has two humps      down

dive down      swim up and over      n has one hump      down

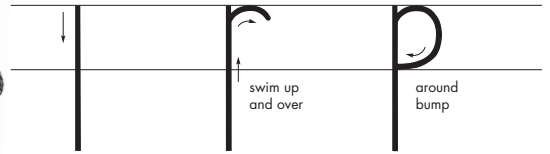
# Handwriting Without Tears®



Magic c


keep on going

stop



swim up and over

around bump

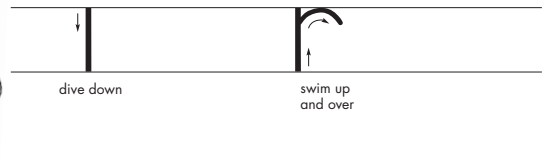


Magic c

up like a

back down

U turn

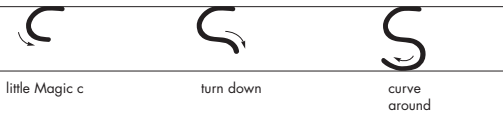


dive down

swim up and over



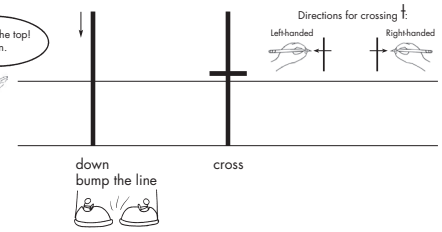
little Magic c



little Magic c

turn down

curve around



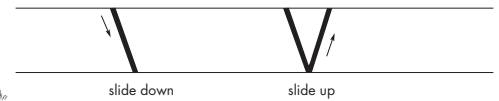
down bump the line

cross



down, travel, up

back down



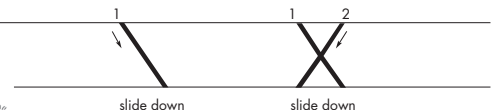
slide down

slide up



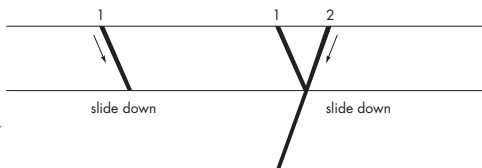
slide down and up

down and up



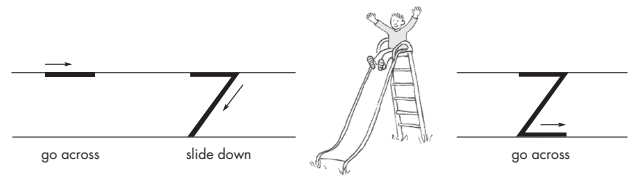
slide down

slide down



slide down

slide down



go across

slide down

go across

# Handwriting Without Tears®

Magic c bump the line

up like a

bump!

back down bump travel away

start with an l

travel and up

end with tow

Magic c bump the line

travel on the line slide up and over

come back make a new c

Magic c

up like a

up higher

slide down bump travel away

travel then up bump!

turn

down stay on your side bump travel away

travel then up

turn

down

aim for corner travel away

U turn

Magic c

up like a

bump! back down

turn aim for corner travel away

travel up like a

slide down bump!

climb back up and over

and down bump travel away

Can you climb up + over + down?

• dot

travel up bump!

back down bump travel away

• dot

travel up bump!

back down

turn

aim for corner travel away

travel up like a

slide down bump!

climb back up and over and around

kick! slide away

travel then up

turn

down stay on your side bump travel away

3 humps

travel up and over down

again

again

2 humps

travel up and over down

again

# Handwriting Without Tears®

Magic c      keep on going      circle around      end with tow

travel up bump!      slide down      climb back up and over and around      bump the pole travel away

Magic c      up like a      bump! back down      aim for corner travel away

U turn

travel up bump!      smile      down bump travel away

straight jet take-off bump      down make a J turn      touch travel away

travel up like a      slide down bump travel away      cross

Left-handed? You may cross this way.

down travel up bump!      back down bump travel away

slide down bump!      and up      end with tow

down and up      down and up      end with tow

climb up slide down      cross      after σ slide down cross

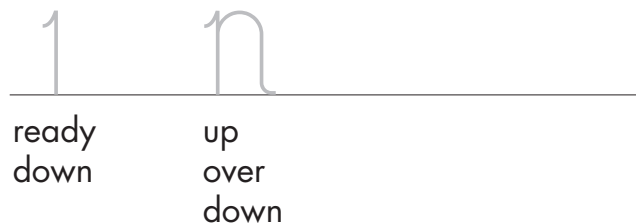
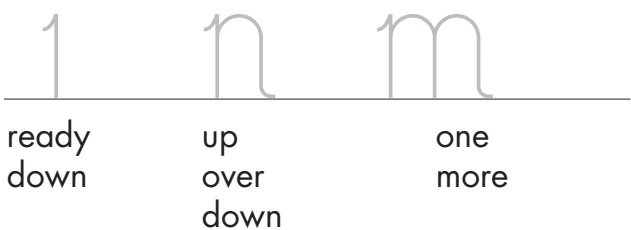

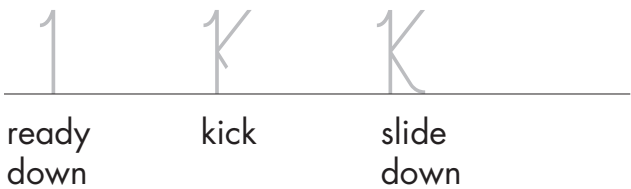
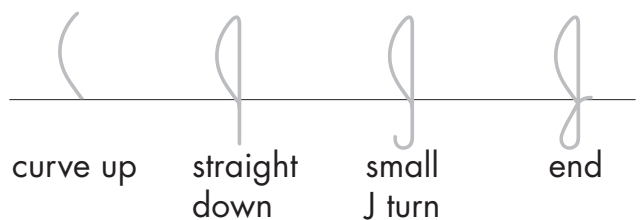
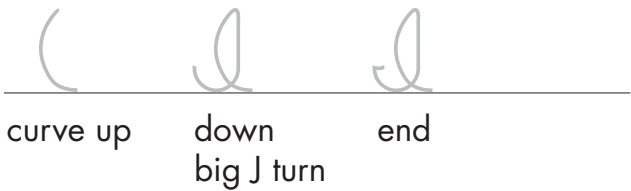
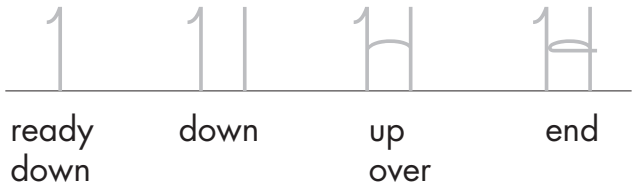
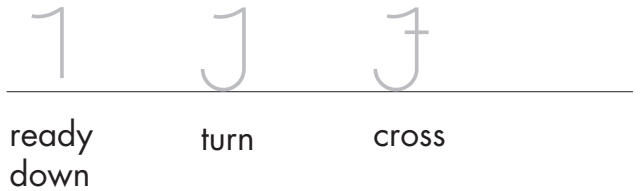
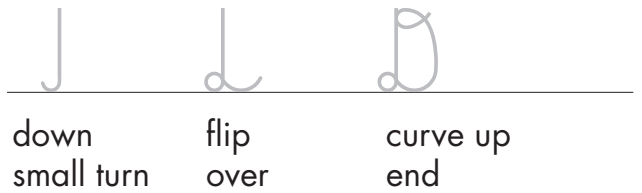

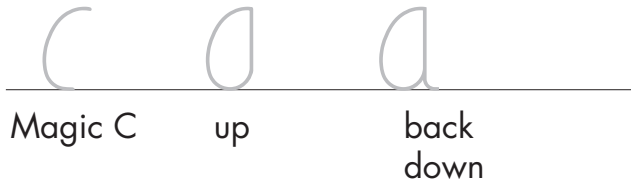
down travel up bump!      back down      turn      aim for corner travel away

Make the line as straight as a ruler.




Here's a heart.      My half      Your half



Make your half.      Make another half.      turn aim for corner travel away





# Handwriting Without Tears®




# Handwriting Without Tears®







  
 Magic C      around      end



  
 ready down      up around





  
 or  
 half heart      small turn      flip over








  
 ready down      up around      slide down







  
 jet take off      print s      end



  
 ready down      turn







  
 down travel up      back down







  
 slide down      up end




  
 down travel up      again      end



  
 slide down      cross down





  
 down travel up      back down      small J turn      end





  
 half heart      up over down      small J turn      end